

**BEFORE THE HON'BLE NATIONAL GREEN TRIBUNAL  
SOUTHERN ZONE BENCH, CHENNAI**

**ORIGINAL APPLICATION NO. 120 OF 2025 (SZ)**  
*[EARLIER ORIGINAL APPLICATION NO. 209 OF 2025 (PB)]*

**IN THE MATTER OF:**

Malta Chinni  
Kakinada District

..... Applicant(s)

Versus

Central Pollution Control Board (CPCB)  
Through its Member Secretary  
New Delhi and Ors.

..... Respondent(s)

**INDEX**

<b>S. No.</b>	<b>Particulars</b>	<b>Page No.</b>
1.	Reply Affidavit filed on Behalf of Respondent No. 1, i.e., Central Pollution Control Board	1-7
2.	<b>Annexure 1:</b> Hon'ble NGT order dated 28.05.2025 in Original Application No. 209 of 2025 (PB)	8-12
3.	<b>Annexure 2:</b> Directions dated 12.02.2025 issued by CPCB under Section 18(1)(b) of the Water Act, 1974 and the Air Act, 1981 to all the SPCBs/PCCs regarding harmonization of classification of industrial sectors under Red, Orange, Green, White and Blue categories	13-120
4.	<b>Annexure 3:</b> Joint Committee Report in compliance to the NGT order dated 23.07.2025 in Original Application No. 120 of 2025 (SZ)	121-210

Place: Chennai

Date: 05.09.2025

  
Counsel for CPCB

**BEFORE THE HON'BLE NATIONAL GREEN TRIBUNAL  
SOUTHERN ZONE BENCH, CHENNAI**

**ORIGINAL APPLICATION NO. 120 OF 2025 (SZ)**  
*[EARLIER ORIGINAL APPLICATION NO. 209 OF 2025 (PB)]*

**IN THE MATTER OF:**

Malta Chinni

Kakinada District

..... Applicant(s)

Versus

Central Pollution Control Board (CPCB)

Through its Member Secretary

New Delhi and Ors.

..... Respondent(s)

**REPLY ON BEHALF OF RESPONDENT NO. 1,  
CENTRAL POLLUTION CONTROL BOARD (CPCB)**

1. That, the Hon'ble National Green Tribunal (Principal Bench) (hereinafter referred to as "Hon'ble NGT") vide order dated 28.05.2025 in Original Application (hereinafter referred to as "OA") No. 209 of 2025 (PB), impleaded Central Pollution Control Board (hereinafter referred to as CPCB) as Respondent No. 1 and sought the response in the instant matter. The said OA no. 209/2025 (PB) was transferred to the Hon'ble NGT, Southern Zone Bench and renumbered as OA No. 120 of 2025(SZ). Thereby, the reply is made in succeeding paragraphs. The copy of the NGT order dated 28.05.2025 is annexed as **Annexure 1**.
2. That, CPCB is constituted under Section 3 of the Water (Prevention and Control of Pollution) Act, 1974. It performs the functions under the Water (Prevention and Control of Pollution) Act, 1974 (hereinafter referred to as "The Water Act, 1974"), the Air (Prevention



  
**H.D. VARALAXMI**  
Regional Director  
CENTRAL POLLUTION CONTROL BOARD  
Regional Directorate (Chennai)  
MoEF & CC, Govt. of India  
2nd Floor, 40-E, BSNL Building, TVK Industrial Estate,  
CIPET Road, Guindy, Chennai - 600032

and Control of Pollution) Act, 1981 (hereinafter referred to as "The Air Act, 1981) and the Environment (Protection) Act, 1986.

3. It is further submitted that the State Pollution Control Boards (hereinafter referred to as "SPCBs") and Pollution Control Committees (hereinafter referred to as "PCCs") have been constituted in States/Union Territories under the Water Act, 1974 and the Air Act, 1981 and are empowered to implement the provisions of these Acts in respect of their Territorial Jurisdictions.
4. That, the matter was Suo motu registered by the Principal Bench of the Hon'ble NGT based on the letter petition received from Shri Malta Chinni, Kakinada District of Andhra Pradesh. The grievance of the applicant is that M/s. Avanti Frozen Foods Private Limited, a shrimp processing industry located at Yerravaram Village, Yeleswaram Mandal, Kakinada District, Andhra Pradesh is allegedly causing water and air pollution, resulting in health hazards to the local residents.
5. That, it is humbly submitted that as per the modified direction dated 07.03.2016 issued by CPCB under section 18(1)(b) of the Water Act, 1974 and the Air Act, 1981 to all the SPCBs/PCCs regarding harmonization of classification of Industrial Sectors under Red/Orange/Green/White " *Fish processing and packing (excluding chilling of fishes)*" units are categorized under "Orange" Category. Recently, during February, 2025, CPCB has revised the methodology for classification of sectors. As per the revised classification also "*Fish processing and packing (excluding chilling of fishes)*" units are categorized under "Orange" Category. The said revised classification-2025 has been circulated to all the SPCBs/PCCs for its implementation vide CPCB direction dated 12.02.2025 under Section 18(1)(b) of the Water Act, 1974 and the Air Act, 1981. A copy of the directions dated 12.02.2025 is annexed as **Annexure-2**. Orange category of industrial sectors are required to obtain Consent to Establish (hereinafter referred to as 'CTE') and Consent to Operate (hereinafter referred to as 'CTO') from the concerned SPCB/PCC and shall comply with the conditions laid down in CTE and CTO.



  
**H.D.VARALAXMI**  
Regional Director  
CENTRAL POLLUTION CONTROL BOARD  
Regional Directorate (Chennai)  
MoEF & CC, Govt. of India  
2nd Floor, 40-E, BSNL Building, TVK Industrial Estate,  
CIPET Road, Guindy, Chennai - 600032

6. That, the Hon'ble NGT (PB) considering the environmental issues raised in the case, vide its order dated 28.05.2025, constituted a Joint Committee comprising of officers duly authorized by Member Secretary, CPCB; Member Secretary, APPCB and District Collector cum District Magistrate, Kakinada and directed to undertake visit to the site, look into the grievances of the applicant, associate the applicant and representative of the concerned project proponent, verify the factual position and suggest appropriate remedial action.
7. That, in compliance of the above directions of the Hon'ble NGT order dated 28.05.2025, the Joint Committee inspected the shrimp processing unit i.e M/s. Avanti Frozen Foods Private Limited and surrounding area on 05.08.2025. The Joint Committee interacted with Shri Malta Chinni, petitioner and the representatives of the industry during the inspection. During the inspection, wastewater samples from Effluent Treatment Plant and water samples from surrounding water bodies were collected. The Joint Committee also, verified the documents maintained by the industry along with the Online Continuous Emission Monitoring System data. The Joint Committee submitted the detailed report and the same may be considered as part of this reply, the contents of which are not repeated herein for the sake of brevity. The Copy of the Joint Committee Report is enclosed as **Annexure 3**.
8. That, the Joint Committee submitted the following conclusion and recommendations:
  - i. The industry has Effluent Treatment Plant and Sewage Treatment Plant of adequate capacity for treatment of wastewater generated from the industry and also has adequate land for utilizing the treated effluents for irrigation.
  - ii. As per the analysis results of the wastewater samples collected at the outlet of the ETP and also Continuous Online Effluent Quality Monitoring Data, the treated wastewater is meeting the discharge standards stipulated by the APPCB.
  - iii. There is no discharge of wastewater from the industry into the nearby waterbodies as observed by the committee. The petitioner expressed apprehension that the industry was discharging effluents into nearby water bodies but he could not identify or demonstrate the alleged discharge locations.



H.D. Varalaxmi

**H.D. VARALAXMI**  
Regional Director  
CENTRAL POLLUTION CONTROL BOARD  
Regional Directorate (Chennai)  
MoEF & CC, Govt. of India  
2nd Floor, 40-E, BSNL Building, TVK Industrial Estate,  
CIPET Road, Guindy, Chennai - 600032

- iv. The joint committee inspected the premises and nearby canals in presence of the petitioner but he was not able to show the location of alleged illegal discharge of effluents from the industry.
  - v. The Irrigation Department, in their report dated 19.08.2025, stated that Yeleru Reservoir is about 7.1 km away in up-streams side of the M/s. Avanti Frozen Foods Pvt. Ltd., and discharge of wastewater into the river is not feasible. Further, during the joint committee inspection in the petitioner's presence, no wastewater discharge was observed into the "Yerravaram Calava" flowing downstream of the Yeleru dam near the industry.
  - vi. The District Ground Water Officer, Kakinada reported that the field observations, groundwater analysis and historical data shows that there is no negative impact on the groundwater regime around the M/s. Avanti Frozen Foods Pvt. Ltd.
  - vii. From the above, it is concluded that the allegations raised by the petitioner are without merit, as he was unable to indicate any specific location of the alleged illegal discharges and during the interaction, clarified that his complaint was based only on an apprehension. Further, during the inspection, no instances of water pollution were observed, either through physical verification of the industry or as per the analysis results of the collected samples.
  - viii. It has been recommended in the committee report that the APPCB shall modify the CTO issued to the industry and mention the maximum land area required for disposal of treated effluent through irrigation in accordance to the APPCB siting guidelines for establishment of industries.
9. That, the answering respondent craves leave of the Hon'ble Tribunal to file additional reply, if required, in future.



  
**H.D. VARALAXMI**  
Regional Director  
CENTRAL POLLUTION CONTROL BOARD  
Regional Directorate (Chennai)  
MoEF & CC, Govt. of India  
2nd Floor, 40-E, BSNL Building, TVK Industrial Estate,  
CIPET Road, Guindy, Chennai - 600032

10. That, in light of the above submission, it is respectfully submitted that this Answering Respondent No. 1, i.e. CPCB, shall abide by any order(s) or direction(s) passed by this Hon'ble Tribunal in the instant OA.

**Dated at Chennai on this Fifth day of September, 2025.**



**Counsel for the 1<sup>st</sup> Respondent-CPCB**



*H.D. Varalaxmi*  
**H.D. VARALAXMI**  
Regional Director  
CENTRAL POLLUTION CONTROL BOARD  
Regional Directorate (Chennai)  
MoEF & CC, Govt. of India  
2nd Floor, 40-E, BSNL Building, TVK Industrial Estate,  
CIPET Road, Guindy, Chennai - 600032

**1<sup>st</sup> Respondent- CPCB**

**BEFORE THE HON'BLE NATIONAL GREEN TRIBUNAL  
SOUTHERN ZONE BENCH, CHENNAI**

**ORIGINAL APPLICATION NO. 120 OF 2025 (SZ)**  
*[EARLIER ORIGINAL APPLICATION NO. 209 OF 2025 (PB)]*

**IN THE MATTER OF:**

Malta Chinni

Kakinada District

..... Applicant(s)

Versus

Central Pollution Control Board (CPCB)

Through its Member Secretary

New Delhi and Ors.

..... Respondent(s)

**AFFIDAVIT**

I, H. D. Varalaxmi, D/o Shri H.S. Devaiah, Hindu, aged about 55 years working as a Scientist E & Regional Director at the Regional Directorate - Chennai, Central Pollution Control Board, 40-E, 2nd Floor, BSNL Building, TVK Industrial Estate, CIPET Road, Chennai - 600 032, do hereby solemnly affirm and sincerely state as follows:

1. That the deponent is authorized representative to represent the Respondent CPCB in the present case, and as such, I am well conversant with the facts and circumstances of the present case on the basis of the information derived from the official records, and hence, I am competent and authorized to verify, sign and swear this affidavit on behalf of the Respondent CPCB.



*H.D. Varalaxmi*  
**H.D.VARALAXMI**  
Regional Director  
CENTRAL POLLUTION CONTROL BOARD  
Regional Directorate (Chennai)  
MoEF & CC, Govt. of India  
2nd Floor, 40-E, BSNL Building, TVK Industrial Estate,  
CIPET Road, Guindy, Chennai - 600032

2. That the accompanying reply may be read part and parcel of the present affidavit as I am competent to swear this affidavit.
3. That the accompanying reply has been drafted and filed under my instructions and authority the contents thereof of are true and correct on the basis of the record maintained during ordinary course of business of CPCB and available records and documents and the contents of the same are read over and explained to me and are not repeated herein for the sake of brevity.

**Dated at Chennai on this Fifth day of September, 2025.**



*H.D. Varalaxmi*

**1<sup>st</sup> Respondent -CPCB**  
**H.D.VARALAXMI**  
Regional Director  
CENTRAL POLLUTION CONTROL BOARD  
Regional Directorate (Chennai)  
MoEF & CC, Govt.of India  
2nd Floor, 40-E, BSNL Building, TVK Industrial Estate,  
CIPET Road, Guindy, Chennai - 600032

### VERIFICATION

Verified at Chennai on this Fifth day of September, 2025 that the contents of the above reply are correct and true on the basis of the record of the cases as maintained in the day to day affairs of the CPCB. Nothing has been concealed, or suppressed therefrom or mis-stated.

Verified at Chennai on this the Fifth day of September, 2025.

*H.D. Varalaxmi*

**DEPONENT**  
**H.D.VARALAXMI**  
Regional Director  
CENTRAL POLLUTION CONTROL BOARD  
Regional Directorate (Chennai)  
MoEF & CC, Govt.of India  
2nd Floor, 40-E, BSNL Building, TVK Industrial Estate,  
CIPET Road, Guindy, Chennai - 600032

Item No. 04

Court No. 2

**BEFORE THE NATIONAL GREEN TRIBUNAL  
PRINCIPAL BENCH, NEW DELHI**

Original Application No. 209/2025

Malta Chinni

Applicant

Versus

CPCB &amp; Ors.

Respondents

Date of hearing: 28.05.2025

**CORAM: HON'BLE MR. JUSTICE ARUN KUMAR TYAGI, JUDICIAL MEMBER  
HON'BLE DR. AFROZ AHMAD, EXPERT MEMBER**

Applicant: None for the Applicant.

**ORDER**

1. Malta Chinni has sent the present letter petition dated 16.05.2024 to this Tribunal, which has been treated and registered as O.A. No. 209/2025 for exercise of suo motu jurisdiction.
2. The relevant part of the letter petition enumeration grievances of the applicants reads as under:-

***“Subject:- Prevention of Water and Air pollution evaluated from Avanti Frozen Foods Private Limited, Yerravaram Village 533 435 Yeleswaram Mandal, Kakinada District- Save Fundamental Rights of peoples health of Yelleswaram, Kirlampudi, Jaggampeta and Prathipadu mandals request-Regarding.***

X X X X

*With reference to the above subject, I bring the problems facing by the peoples residing in the Mandalaie. Yelleswaram, Kirlampudi, Jaggampeta and Prathipadu, each Mandal consisting of about 12 village, who are drinking polluted water and getting polluted air which were evaluated from out of Avanti Frozen Foods Private Limited, Yermavaram Village 533 435, Yeleswaram Mandal, Kakinada District.*

*I am CITIZEN of Yelleswaram Mandal and having got most respect towards law and order. I am rendering my services as human citizen in and around the Yelleswaram Mandal. There is a river Janjnavathi flowing and there are Yelleswaram dam for storage of the said river water which water was sent to*

*the Villages in Yelleswaram, Kirlampudi, Jaggampeta, Prathipadu Mandals by way of small canals and the said water is utilized by the farmers for agricultural activities, for drinking purpose of the peoples, for feeding cattle, and number of animals are drinking the said water, residing in the aforesaid Mandals, which water is the only source of livelihood for the peoples of the aforesaid Mandals*

*While so, the said Avanti Frozen Foods Private Limited, Yerravaram Village-533435, Yeleswaram Mandal, Kakinada District, without taking any precautionary measurements like sending the waste water to separate canal which is not utilized by anyone and controlling of air pollution running the same, as the said waste water is sending the canals water which chemical water is mixing with the canal water, which water is drinking by the people which is causing hazardous to the lives of the people, fatties and all living things in the river. Further the said Avanti Frozen Foods Private Limited, Yerravaram Vilage - 533435, Yeleswaram Mandal, Kakinada District, is not controlling the air pollution which is evaluating from out of the factory which is mixing with the air and the same air is taking by the people residing in the aforesaid Mandal and thereby the peoples are suffering with (1) Fibrin purulent exudates on liver, heart and spleen, (2) Hemorrhagic necrotic enteritis. (3) Congested of lungs, (4) qufactive necrotic changes on liver. (5) pseudomembrane formation on liver and heart and other ailments, due to drinking of polluted water and air which were evaluated from out of the Avanti Frozen Foods Private Limited, Yerravaram Village 533435, Yeleswaram Mandal, Kakinada District. It is pertinent to observe that if the peoples residing in the aforesaid Mandals drink the polluted water and breathing polluted air, no doubt there is life danger to all the peoples who are residing in the aforesaid Mandals and the same cannot be compensated in terms of money.*

*The water is tested by various labouratories and opined that "the water has organic content in it and has a pungent smell. it is not suitable for drinking or other domestic purposes with reference to the Standards of Drinking Water as per IS 10.500-2012", the said report was issued by Industrial Consultancy Services, University College of Engineering, Jawaharlal Nehru Technological University, Kakinada. Further it came to light that due to leaving of the polluted water and air, the polluted water is going deep in to the earth layers which also causing damage to the crops in not yielding good yields of crop every year consequently the farmers are sustaining huge loss in their agriculture works.*

*Basing on the report Mandal Parishad Development Officer, Mandal Praja Parishad, Yeleswaram, to take appropriate action against the said Avanti Frozen Foods Private Limited, Yerravaram Village 533 435, Yeleswaram Mandal, Kakinada District.*

*Having scented the action yet to be taken by the Mandal Parishad Cvelopment Office, the said Avanti Frozen Foods Private Limited. Yerravaram Vilage-533 435, Veleswaram Mandal, Kakinada District, making hectic efforts and managing the things in its favour to get suitable reports.*

*I am herewith enclosing all necessary papers along with this representation for kind perusal of all of your goodself and for appropriate action against the said Avanti Frozen Foods Private Limited, Yerravaram Village-533 435, Yeleswaram Mandal, Kakinada District.*

*Under the aforesaid circumstances I being lawful citizen and rendering service to the people of the aforesaid Mandals, I being in dutiful condition, I brought the aforesaid facts to the notice of all of your goodself for taking appropriate action against the said Avanti Frozen Foods Private Limited, Yerravaram Village 533 435, Yeleswaram Mandal, Kakinada District, and cancelling all the licenses and etc given to it as the said Avanti Frozen Foods Private Limited, Yerravaram Village-533 435, Yeleswaram Mandal, Kanada District, intentionally violated the fundamental rights of peoples residing in the aforesaid Mandal, by releasing polluted water and air from its factory, and render justice to all the peoples residing in the aforesaid Mandals, which kindness is very much helpful to the peoples.”*

3. *Prima facie* the averments made in the application raise substantial questions relating to environment arising out of the implementation of the enactments specified in Schedule-I to the National Green Tribunal Act, 2010.

4. In view of the averments in the application, we consider it appropriate to have response of (1) Central Pollution Control Board through its Member Secretary, (2) Andhra Pradesh Pollution Control Borad through its Member Secretary, (3) District Collector -cum- District Magistrate, Kakinada, (4) Registrar of Companies, Andhra Pradesh and (5) State Ground Water Authority, Andhra Pradesh, and (6) M/s. Avanti Frozen Foods Private Limited, 533-435, Village Yerravaram, Mandal Yeleswaram, District Kakinada who are impleaded as respondents no. 1 to 6. The Registry is directed to prepare and attach memo of parties to the application and issue notices to respondents No. 1 to 6 requiring them to file their reply/response within two months.

5. In view of the environmental questions involved in the case, we also consider it appropriate that a Joint Committee be constituted to verify the factual position and suggest appropriate remedial action.

Accordingly, we constitute a Joint Committee comprising of officers duly authorized by Member Secretary, CPCB, Member Secretary, APPCB and District Collector -cum- District Magistrate, Kakinada and direct the same to meet within two weeks, undertake visits to the site, look into the grievances of the applicant, associate the applicant and representative of the concerned project proponent, verify the factual position and suggest appropriate remedial action. The APPCB will be the nodal agency for coordination and compliance.

6. Even though in the present case cognizance has been taken by this Bench on the basis of letter petition received by post with approval and assignment under order of Hon'ble Chairperson, but in view of the facts and circumstances of the case including the fact that the place of accrual of cause of action lies within jurisdiction of the Southern Zone Bench of this Tribunal at Chennai we are of the considered view that it will be appropriate if the case is further heard by the Southern Zone Bench of this Tribunal at Chennai.

7. Accordingly, the Registry is directed to list the matter before the Southern Zone Bench of this Tribunal at Chennai on 08.07.2025 after obtaining orders from Hon'ble the Chairperson for transfer of the case.

8. Report of the Joint Committee may be filed by APPCB and replies/ responses may be filed by respondents no. 1 to 6 before the Southern Zone Bench of this Tribunal at Chennai within two months.

9. A copy of this order be sent to the Member Secretary, CPCB, Member Secretary, APPCB and District Collector -cum- District Magistrate, Kakinada by email for requisite compliance.

Arun Kumar Tyagi, JM

Dr. Afroz Ahmad, EM

May 28<sup>th</sup>, 2025  
Original Application No. 209/2025/AB



CP-18/1/2023-IPC-VI-HO-CPCB-HO

Date: 12.02.2025

To

The Chairman  
State Pollution Control Board/Pollution Control Committee  
(As per the list)

**Sub: Directions under section 18(1)(b) of the Water (Prevention & Control of Pollution) Act, 1974 and the Air (Prevention & Control of Pollution) Act, 1981 regarding harmonization of classification of industrial sectors under Red, Orange, Green, White and Blue categories.**

WHEREAS, under section 16 (2)(b) of the Water (Prevention and Control of Pollution) Act, 1974 and under Section 16 (2)(c) of the Air (Prevention & Control of Pollution) Act, 1981, one of the functions of the Central Pollution Control Board (CPCB), constituted under the Water (Prevention and Control of Pollution) Act, 1974, is to coordinate activities of the State Pollution Control Boards (SPCBs) and Pollution Control Committees (PCCs); and

WHEREAS, under section 16 (2)(c) of the Water (Prevention and Control of Pollution) Act, 1974 and under Section 16 (2)(d) of the Air (Prevention & Control of Pollution) Act, 1981, one of the functions of the CPCB is to provide technical assistance and guidance to SPCBs and PCCs; and

WHEREAS, it was brought to the notice of CPCB, that different SPCBs/PCCs were following different criteria for the classification of industrial sectors under different categories. Therefore, in 2012, to have uniformity in classification throughout the country, CPCB vide letter no. B-29012/1/2012/ESS/1526-1563, dated 04.06.2012 issued directions under section 18(1)(b) of the Water Act, 1974 and the Air Act, 1981 to SPCBs/PCCs to adopt and implement standardized list of Red, Orange and Green categories of industries; and

WHEREAS, in 2016, the Central Pollution Control Board (CPCB) developed a scoring methodology based on the Pollution Index (PI) to harmonize the criteria for classification of industrial sectors. The PI is determined based on Precautionary Principle- by evaluating potential of water pollution, air pollution, and hazardous waste generation from particular sector. CPCB vide letter no. B-29012//ESS(CPA)/2015-16, dated 07.03.2016 issued directions under section 18(1)(b) of the Water Act, 1974 and the Air Act, 1981 to SPCBs/PCCs to adopt and implement revised classification. SPCBs/PCCs were also directed to categorize any new or left over sectors at their level by constituting a Committee and following the methodology prescribed by CPCB; and

Page 1 of 5

**‘परिवेश भवन’ पूर्वी अर्जुन नगर, दिल्ली-110032**

Parivesh Bhawan, East Arjun Nagar, New Delhi - 110032

दूरभाष/Tel: 43102030, 22305792, वेबसाइट/Website : [www.cpbc.nic.in](http://www.cpbc.nic.in)



WHEREAS, CPCB vide letter no. B-29016/ROGW/IPC-VI/2020-21, dated 30.04.2020, issued directions under section 18(1)(b) of the Water Act, 1974 and the Air Act, 1981 to SPCBs/PCCs regarding segregated list of non-industrial sectors (activities/ facilities/ infrastructure/ services) such as sewage treatment plants, healthcare facilities, hotels, building and construction projects, airports, highways etc. Further, CPCB also classified few additional sectors from time to time; and

WHEREAS, based on the experience gained over the years in Pollution Index calculation, use of cleaner fuels like PNG/CNG etc., adoption of cleaner technology resulting in reduced emission/wastewater generation, a need was felt to revisit the classification methodology of 2016; and

WHEREAS, during July 2023, CPCB prepared a “Draft Report on Classification of Industrial Sectors into Red, Orange, Green and White Categories: A Tool for Progressive Environmental Management” which was uploaded on CPCB website for seeking comments/suggestions of the stakeholders/public on the same. The draft report was also circulated to SPCBs/PCCs/MoEF&CC for comments; and

WHEREAS, CPCB vide office order dated 26.09.2023 constituted a committee to critically examine and analyse the comments/suggestions and to make recommendations for suitable incorporation in the finalizing the methodology and classification; and

WHEREAS, based on the stakeholders’ comments, a need was felt to promote/incentivize units for adopting measures resulting in better environmental performance. Additionally, a requirement was also felt for separate category – Blue Category- for essential environmental services for management of environmental pollution arising from domestic/household activities. Accordingly, CPCB prepared an “Addendum and substitution thereto in Draft Report on Classification of Sectors into Red, Orange, Green, White and Blue Categories”, which was shared with SPCBs/PCCs and also uploaded on CPCB website on 11.07.2024 for seeking inputs/comments; and

WHEREAS, the amendment in Section-21 of the Air (Prevention and Control of Pollution) Act, 1981 through the Jan Vishwas (Amendment of Provisions) Act, 2023 and amendment in Section-25 of the Water (Prevention and Control of Pollution) Act, 1974 through the Water (Prevention and Control of Pollution) Amendment Act, 2024, grant exemption to certain categories of industries, as notified by Central Government, for obtaining consent under these Acts; and

WHEREAS, the Ministry of Environment, Forest and Climate Change, Government of India vide notification no. G.S.R. 702(E), dated 12.11.2024 granted exemption of consent under the Water Act, 1974 and the Air Act, 1981 to exemption of Consent to Establish (CTE) and Consent to Operate (CTO) to all industrial plants having pollution index score upto 20 (at present total 39 industrial sectors under white categories as per 2016 methodology) subject to



condition that such plant shall inform in writing to the concerned State Pollution Control Board (SPCB) or Pollution Control Committee (PCC); and

WHEREAS, the MoEF&CC vide letter no. Q-15012/2/2022/-CPW-Part (1)/e-240741, dated 14.11.2024 has issued Standard Operating Procedure for implementation of the said Notification dated 12.11.2024. The SOP includes the following provisions for White categories of industries:

- i. Industry to intimate to concerned SPCB/PCC about operations and self-declare the compliance with prevalent rules & regulations,
- ii. Concerned SPCB/PCC to maintain separate list of such industries/activities, and
- iii. Concerned SPCB/PCC to ensure that no activities other than those intimated, are carried out by exempted units.

WHEREAS, the Committee constituted by CPCB evaluated the comments, incorporated the suitable changes and finalized the revised methodology as well as classification of sectors. Final report in this regard titled as "Classification of sectors in to Red, Orange, Green, White and Blue Categories (A tool for progressive environmental management)" was submitted to Ministry of Environment, Forest and Climate Change (MoEF&CC) for concurrence. The MoEF&CC vide letter no. Q-16017-57-2015-CPA, dated 15.01.2025 granted concurrence to the revised classification; and

WHEREAS, as per the revised methodology, the category of the sector is decided based on the following ranges of Pollution Index:

- i. Red:  $PI \geq 80$ ,
- ii. Orange:  $55 \leq PI < 80$ ,
- iii. Green:  $25 \leq PI < 55$ ,
- iv. White:  $PI < 25$ ; and

WHEREAS, based on the revised methodology, CPCB has classified a total of 419 sectors and sub-sectors as under:

- i. The Red Category: 125
- ii. The Orange Category: 137
- iii. The Green Category: 94
- iv. The White Category: 54
- v. The Blue Category: 9; and

WHEREAS, the purpose of classification is to ensure that the industry is established in a manner consistent with the environmental objectives and also to prompt industrial sectors to adopt cleaner technologies, ultimately resulting in the generation of no or minimum pollutants. The revised classification system also defines criteria for incentivizing such industry. The industry may self-assess the PI score as per defined criteria and can submit application to respective SPCBs/PCCs for consideration; and



**NOW, THEREFORE**, in the exercise of the powers delegated under Section 18(1)(b) of the Water (Prevention & Control of Pollution) Act, 1974 and Section 18(1)(b) of the Air (Prevention & Control of Pollution), Act, 1981 the earlier directions dated 07.03.2016 and subsequent directions/letter in the context of categorization of industries are withdrawn with immediate effect and following '**Directions**' are hereby issued for compliance by all SPCBs and PCCs:

1. That SPCBs and PCCs shall immediately adopt the revised methodology for classification of sectors and list of 419 sectors/sub-sectors classified under Red, Orange, Green, White, and Blue categories as detailed in the **attached** report- "Classification of Sectors into Red, Orange, Green, White and Blue Categories (A tool for progressive environmental management)".
2. That all pending application for consideration of consent (CTE/CTO) and future such application shall be processed as per the revised classification. In case CTE granted before the revised classification, applicability of CTO will be as per revised classification.
3. That the revised sectors/subsectors classified under Red, Orange, Green, White, and Blue category of sectors as given in the attached document shall be used by the SPCBs and PCCs for consent management, inventorization of units under different categories, siting criteria, deciding environmental surveillance frequency, calculation of environmental compensation, etc., as per the guidelines issued from time to time.
4. That SPCBs and PCCs shall prepare the inventory of Red, Orange, Green, White and Blue categories of units operating in their jurisdictions, based on the revised classification. SPCBs and PCCs shall upload the category and sector-wise list of such units on their website. SPCBs and PCCs shall also forward such list to CPCB, latest by 30.06.2025 and thereafter updated list by 30th June every year.
5. That the classification of sectors shall not be linked to sanction of loans/finance of bank proceedings.
6. That any further addition of any new or left-out sector and their classification which is not listed in the revised list of Red, Orange, Green, and White categories, shall be done at the level of concerned SPCB /PCC by constituting a Committee and following revised criteria & guidelines as detailed in the attached report and no concurrence of CPCB shall normally be required. Intimation of same from time to time will suffice. However, addition in Blue Category Sectors-Essential Environmental Services for domestic waste management, will be done at the level of CPCB only. SPCBs/PCCs may forward their proposal, if any, to CPCB in this regard.
7. That SPCBs and PCCs are required to prepare and submit list of additional sector classified under white category to CPCB on annual basis, by 30<sup>th</sup> of June every year, in the prescribed format (Annexure-V) as given in the attached report, for further notification for exemption from consent as per the provisions of the Jan Vishwas (Amendment of Provisions) Act, 2023, the Water Act, and the Air Act as amended from time to time by MoEF&CC.
8. That SPCBs and PCCs shall constitute a committee as prescribed in the report to evaluate the applications of the units for incentives due to adopting measures resulting in better environmental performance and reduction in PI score. The SPCB/PCC shall

place the separate list of such units on their website and also submit list of such units to CPCB on Annual Basis by 30th June every year.

The SPCBs/PCCs shall acknowledge the receipt of directions and submit the "Action Taken Report" in compliance with these directions to CPCB before 20.02.2025.

**Encl.** As above.

  
**(Bharat Kumar Sharma)**  
Member Secretary  


Copy to:

1. The Chief Secretary of all the States and UTs  
(As per the list)
2. The Secretary,  
Ministry of Micro, Small and Medium Entrepreneurs  
Udyog Bhawan, Rafi Marg, New Delhi - 110 011
3. The Secretary,  
Ministry of Heavy Industries  
Udyog Bhawan, Rafi Marg, New Delhi - 110 011
4. The Secretary,  
Ministry of New and Renewable Energy  
Block-14, CGO Complex,  
Lodhi Road, New Delhi-110 003
5. The Joint Secretary (CP Division)  
Ministry of Environment, Forests and Climate Change  
Indira Paryavaran Bhawan  
Jor Bagh Road, New Delhi - 110 003
6. All Regional Directorates, CPCB  
(As per the list)

  
**(Bharat Kumar Sharma)**  
Member Secretary  


<b>Address List of The Chief Secretaries of States/UTs</b>	
<p>1. The Chief Secretary, Government of Andhra Pradesh, 1<sup>st</sup> Block, A.P Secretariat Office, Velagapudi- 522503</p> <p>E-mail:- (<a href="mailto:cs@ap.gov.in">cs@ap.gov.in</a>)</p>	<p>2. The Chief Secretary, Government of Arunachal Pradesh, Civil Secretariat, Itanagar-791111</p> <p>E-mail:- (<a href="mailto:Cs-arunachal@nic.in">Cs-arunachal@nic.in</a>)</p>
<p>3 The Chief Secretary, Government of Assam, Block-C,3<sup>rd</sup> Floor, Assam Sachivalaya, Dispur-781006</p> <p>E-mail:- (<a href="mailto:Cs-assam@nic.in">Cs-assam@nic.in</a>)</p>	<p>4 The Chief Secretary, Government of Bihar, Main Secretariat, Patna-800015</p> <p>E-mail:- (<a href="mailto:Cs-bihar@nic.in">Cs-bihar@nic.in</a>)</p>
<p>5. The Chief Secretary, Government of Chattisgarh, Mahanadi Bhawan, Mantralaya, Naya Raipur-492002</p> <p>E-mail:- (<a href="mailto:Csoffice.cg@gov.in">Csoffice.cg@gov.in</a>)</p>	<p>6. The Chief Secretary, Government of Goa, Secretariat, Porvrim, Bardez, Goa-403521</p> <p>E-mail:- (<a href="mailto:Cs-go@nic.in">Cs-go@nic.in</a>)</p>
<p>7. The Chief Secretary, Government of Gujarat, 1<sup>st</sup> Block, 5<sup>th</sup> Floor, Sachivalaya, Gandhinagar-382010</p> <p>E-mail:- (<a href="mailto:chiefsecretary@gujarat.gov.in">chiefsecretary@gujarat.gov.in</a>)</p>	<p>8. The Chief Secretary, Government of Haryana, 4<sup>th</sup> Floor, Haryana Civil Secretariat, Sector-1, Chandigarh-160019</p> <p>E-mail:- (<a href="mailto:cs@hry.nic.in">cs@hry.nic.in</a>)</p>
<p>9 The Chief Secretary, Government of Himachal Pradesh, H.P Secretariat, Shimla-171002</p> <p>E-mail:- (<a href="mailto:Cs-hp@nic.in">Cs-hp@nic.in</a>)</p>	<p>10 The Chief Secretary, Government of Jammu &amp; Kashmir, R. No. 2/7, 2<sup>nd</sup> Floor, Main Building, Civil Secretariat, Jammu-180001</p> <p>E-mail:- (<a href="mailto:Cs-jandk@nic.in">Cs-jandk@nic.in</a>)</p>
<p>11. The Chief Secretary, Government of Jharkhand, 1<sup>st</sup> Floor, Project Building, Dhurwa, Ranchi-834004</p> <p>E-mail:- (<a href="mailto:Cs-jharkhand@nic.in">Cs-jharkhand@nic.in</a>)</p>	<p>12. The Chief Secretary, Government of Karnataka, Room No. 320, 3<sup>rd</sup> Floor, Vidhan Soudha, Bengaluru-560001</p> <p>E-mail:- (<a href="mailto:cs@karnataka.gov.in">cs@karnataka.gov.in</a>)</p>

13.	The Chief Secretary, Government of Kerala, Secretariat, Thiruvananthapuram-695001  E-mail:- ( <a href="mailto:chiefsecy@kerala.gov.in">chiefsecy@kerala.gov.in</a> )	14.	The Chief Secretary, Government of Maharashtra, CS office main building, Mantralaya, 6 <sup>th</sup> Floor, Madame Cama Road, Mumbai-400032  E-mail:- ( <a href="mailto:cs@maharashtra.gov.in">cs@maharashtra.gov.in</a> )
15	The Chief Secretary, Government of Manipur, South Block, Old Secretariat, Imphal-795001  E-mail:- ( <a href="mailto:Cs-manipur@nic.in">Cs-manipur@nic.in</a> )	16	The Chief Secretary, Government of Mizoram, New Secretariat Complex, Aizwal-796001  E-mail:- ( <a href="mailto:Cs_miz@rediffmail.com">Cs_miz@rediffmail.com</a> )
17	The Chief Secretary, Government of Meghalaya, Main Secretariat Building, Room No. 316, Shillong-793001  E-mail:- ( <a href="mailto:Cso-meg@nic.in">Cso-meg@nic.in</a> )	18.	The Chief Secretary, Government of Madhya Pradesh, MP Mantralaya, Vallabh Bhavan, Bhopal-462004  E-mail:- ( <a href="mailto:cs@mp.nic.in">cs@mp.nic.in</a> )
19.	The Chief Secretary, Government of Nagaland, Civil Secretariat, Kohima-797004  E-mail:- ( <a href="mailto:csngl@nic.in">csngl@nic.in</a> )	20	The Chief Secretary, Government of Odisha, General Administration Department, Odisha Secretariat, Bhubaneswar-751001  E-mail:- ( <a href="mailto:csori@nic.in">csori@nic.in</a> )
21	The Chief Secretary, Government of Punjab, Chandigarh-160001  E-mail:- ( <a href="mailto:cs@punjab.gov.in">cs@punjab.gov.in</a> )	22	The Chief Secretary, Government of Sikkim, New Secretariat, Gangtok-737101  E-mail:- ( <a href="mailto:Cs-skm@nic.in">Cs-skm@nic.in</a> )
23.	The Chief Secretary, Government of Rajasthan, Secretariat, Jaipur-302005  E-mail:- ( <a href="mailto:csraj@rajasthan.gov.in">csraj@rajasthan.gov.in</a> )	24.	The Chief Secretary, Government of Telangana, Block C, 3 <sup>rd</sup> Floor, Telangana Secretariat, Khairatabad, Hyderabad-500022  E-mail:- ( <a href="mailto:cs@telangana.gov.in">cs@telangana.gov.in</a> )

25	The Chief Secretary, Government of Tripura, New Secretariat Complex, Agartala-799010  E-mail:- ( <a href="mailto:Cs-tripura@nic.in">Cs-tripura@nic.in</a> )	26	The Chief Secretary, Government of Tamil Nadu, Secretariat, Chennai-600009  E-mail:- ( <a href="mailto:cs@tn.gov.in">cs@tn.gov.in</a> )
27.	The Chief Secretary, Government of Uttarakhand, 4 Subash Road, Uttarakhand Secretariat, Dehradun-248001  E-mail:- ( <a href="mailto:Cs-uttarakhand@nic.in">Cs-uttarakhand@nic.in</a> )	28.	The Chief Secretary, Government of Uttar Pradesh, 1 <sup>st</sup> Floor, Room No. 110, Lal Bahadur Shastri Bhawan, Uttar Pradesh Secretariat, Lucknow-226001  E-mail:- ( <a href="mailto:csup@nic.in">csup@nic.in</a> )
29.	The Chief Secretary, Andaman and Nicobar Administration, Secretariat, Port Blair-744101  E-mail:- ( <a href="mailto:Cs-andaman@nic.in">Cs-andaman@nic.in</a> )	30	The Advisor to the Administrator, Chandigarh Secretariat, Sector 9, Chandigarh-160009  E-mail:- ( <a href="mailto:adviser-chd@nic.in">adviser-chd@nic.in</a> )
31.	The Chief Secretary, Government of NCT of Delhi, Delhi Secretariat, IP Estate, New Delhi-110002  E-mail:- ( <a href="mailto:csdelhi@nic.in">csdelhi@nic.in</a> )	32.	The Advisor to Administrator, Daman & Diu and Dadar & Nagar Haveli, Secretariat, Moti, Daman-396220  E-mail:- ( <a href="mailto:Devcom-dd@nic.in">Devcom-dd@nic.in</a> )
33.	The advisor to the Administrator, U.T of Lakshadweep, Kavaratti-682555  E-mail:- ( <a href="mailto:lk-advisor@gov.in">lk-advisor@gov.in</a> )	34.	The Chief Secretary, Government of Puducherry, Main Building, Chief Secretariat, Puducherry-605001  E-mail:- ( <a href="mailto:cs@py.gov.in">cs@py.gov.in</a> )
35.	The Chief Secretary, Government of West Bengal, Nabanna, 13 <sup>th</sup> Floor, 325 Sarat Chatterjee Road, Mandirtala, Shibpur, Howrah-711102  E-mail:- ( <a href="mailto:Cs-westbengal@nic.in">Cs-westbengal@nic.in</a> )	36	The Advisor to Hon'ble Lt. Governor of Ladakh, Civil Secretariat, Leh-Ladakh-194101  E-mail:- ( <a href="mailto:Advisor-ig-ladakh@gov.in">Advisor-ig-ladakh@gov.in</a> )

<b>Address List of The Chairman, SPCBs/PCCs</b>	
<p>1. The Chairman Andhra Pradesh Pollution Control Board D.No. 33-26-14 D/2, Near Sunrise Hospital, Pushpa Hotel Centre, Chalamvari Street, Kasturibaipet, Vijayawada- 520007 (Andhra Pradesh)</p> <p>Email:- (<a href="mailto:chairman@appcb.gov.in">chairman@appcb.gov.in</a>)</p>	<p>2. The Chairman Arunachal Pradesh State Pollution Control Board Paryavaran Bhawan, Yupia Road, Papu Nalah, Naharlagun – 791110 (Arunachal Pradesh)</p> <p>Email:- (<a href="mailto:arunachalspcb@gmail.com">arunachalspcb@gmail.com</a>)</p>
<p>3. The Chairman Assam Pollution Control Board Bamunimaidan, Guwahati – 781021 (Assam)</p> <p>Email:- (<a href="mailto:chairman@pcbassam.org">chairman@pcbassam.org</a>)</p>	<p>4. The Chairman Bihar State Pollution Control Board Parivesh Bhawan, Plot No.N-B/2, Patliputra Industrial Area Patna-800010 (Bihar)</p> <p>Email:- (<a href="mailto:chairmanbspccb-bihar@gov.in">chairmanbspccb-bihar@gov.in</a>)</p>
<p>5. The Chairman Chhattisgarh Environment Conservation Board Paryavas Bhawan, North Block, Sector-19 Atal Nagar, Raipur– 492 002 (Chhattisgarh)</p> <p>Email:- (<a href="mailto:henv.cg@nic.in">henv.cg@nic.in</a>)</p>	<p>6. The Chairman Goa State Pollution Control Board Nr. Pilerne Industrial Estate, Opp. Saligao Seminary, Saligao ,Bardez,- 403511(Goa)</p> <p>Email:- (<a href="mailto:chairman-gspcb.goa@nic.in">chairman-gspcb.goa@nic.in</a>)</p>
<p>7. The Chairman Gujarat Pollution Control Board Paryavaran Bhavan, Sector-10A, Gandhinagar– 382043 (Gujarat)</p> <p>Email:- (<a href="mailto:chairman-gpcb@gujarat.gov.in">chairman-gpcb@gujarat.gov.in</a>)</p>	<p>8. The Chairman Haryana State Pollution Control Board C-11, Sector 6, Panchkula- 134109 (Haryana)</p> <p>Email:- (<a href="mailto:hspcbho@gmail.com">hspcbho@gmail.com</a>)</p>
<p>9. The Chairman Himachal Pradesh State Pollution Control Board Paryavaran Bhavan, Phase III, New Shimla – 171009</p> <p>Email:- (<a href="mailto:chairmanpcbhp@gmail.com">chairmanpcbhp@gmail.com</a>)</p>	<p>10. The Chairman Jammu &amp; Kashmir Pollution Control Committee, Parivesh Bhawan, Forest Complex, Gladni, Narwal, Transport Nagar, Jammu-180004</p> <p>Email:- (<a href="mailto:chairman87jkspcb@gmail.com">chairman87jkspcb@gmail.com</a>)</p>
<p>11. The Chairman Jharkhand State Pollution Control Board T.A Building, HEC Campus, P.O. Dhurwa Ranchi – 834004, (Jharkhand)</p> <p>Email:- (<a href="mailto:ranchijspcb@gmail.com">ranchijspcb@gmail.com</a>)</p>	<p>12. The Chairman Karnataka State Pollution Control Board Parisara Bhavan, #49, Church Street, Bengaluru – 560 001, (Karnataka)</p> <p>Email:- (<a href="mailto:chairman@kspcb.gov.in">chairman@kspcb.gov.in</a>)</p>

13.	The Chairman Kerala State Pollution Control Board Plamoodu, Pattom P.O Thiruvananthapuram-695004 (Kerala)  Email:- ( <a href="mailto:chn.kspcb@gov.in">chn.kspcb@gov.in</a> )	14.	The Chairman Maharashtra Pollution Control Board Kalpataru Point, 3rd& 4th floor, Opp. PVR Cinema, Sion Circle (E), Mumbai- 400022 (Maharashtra)  Email:- ( <a href="mailto:chairman@mpcb.gov.in">chairman@mpcb.gov.in</a> )
15	The Chairman Manipur Pollution Control Board Lamphelpat, Imphal West D.C. Office Complex – 795004 (Manipur)  Email:- ( <a href="mailto:radhakishore888@gmail.com">radhakishore888@gmail.com</a> )	16	The Chairman Mizoram State Pollution Control Board New Secretariat Complex, Khatla, Thlanual Peng, Aizwal Mizoram- 796001  Email:- ( <a href="mailto:mpcb@mizoram.gov.in">mpcb@mizoram.gov.in</a> )
17	The Chairman Meghalaya State Pollution Control Board Arden, Lumpyngngad, Shillong – 793014  Email:- ( <a href="mailto:megspcb@rediffmail.com">megspcb@rediffmail.com</a> )	18.	The Chairman Madhya Pradesh Pollution Control Board ParyavaranParisar, E-5 Arera Colony Bhopal – 462016  Email:- ( <a href="mailto:chairman-mpppcb@mp.gov.in">chairman-mpppcb@mp.gov.in</a> )
19.	The Chairman Nagaland State Pollution Control Board Signal Point, Dimapur, Nagaland – 797112  Email: - ( <a href="mailto:npcb2@yahoo.com">npcb2@yahoo.com</a> )	20	The Chairman Odisha State Pollution Control Board Paribesh Bhawan A-118, Nilakanta Nagar, Unit –VIII, Bhubaneswar – 751012.  Email: - ( <a href="mailto:chairman@ospcbboard.org">chairman@ospcbboard.org</a> )
21	The Chairman Punjab State Pollution Control Board Nabha Road, ITI Rd, Adarsh Nagar, Prem Nagar, Patiala - 147001.  Email:- ( <a href="mailto:chairman.ptl.ppcb@punjab.gov.in">chairman.ptl.ppcb@punjab.gov.in</a> )	22	The Chairman Sikkim State Pollution Control Board Department of Forest, Environment & Wildlife Management Government of Sikkim, Deorali, Gangtok, -737102 (Sikkim)  Email:- ( <a href="mailto:spcbsikkim@gmail.com">spcbsikkim@gmail.com</a> )
23.	The Chairman Rajasthan State Pollution Control Board A-4 Institutional Area, Jhalane Dungri Jaipur – 302004. (Rajasthan)  Email:- ( <a href="mailto:chairperson@rpcb.nic.in">chairperson@rpcb.nic.in</a> )	24.	The Chairman Telangana Pollution Control Board Paryavaran Bhavan A-3, Industrial Estate, Sanath Nagar, Hyderabad – 500 018 (Telangana)  Email:- ( <a href="mailto:chief.advisor@telangana.gov.in">chief.advisor@telangana.gov.in</a> )

<p>25. The Chairman Tripura State Pollution Control Board Parivesh Bhawan Pt. Nehru Complex, Gorkhabasti P.O., Kunjaban, Agartala, Tripura - 799 006  Email:- (<a href="mailto:bagarwala00@gmail.com">bagarwala00@gmail.com</a>)</p>	<p>26. The Chairman Tamil Nadu Pollution Control Board No. 76, Mount Salai, Guindy, Chennai – 600032 (Tamil Nadu)  Email:-(<a href="mailto:chairman@tnpcb.gov.in">chairman@tnpcb.gov.in</a>)</p>
<p>27. The Chairman Uttarakhand Pollution Control Board Gaura Devi Bhawan, 46 B IT Park Sahastradhara, Dehradun-248001 Uttarakhand  Email:- (<a href="mailto:Secy-for-ua@nic.in">Secy-for-ua@nic.in</a>)</p>	<p>28. The Chairman Uttar Pradesh Pollution Control Board Building No. TC-12V VibhutiKhand, Gomti Nagar, Lucknow– 226010, (Uttar Pradesh)  Email:- (<a href="mailto:chairman@uppcb.in">chairman@uppcb.in</a>)</p>
<p>29. The Chairman Andaman &amp; Nicobar Islands Pollution Control Committee Department of Science &amp; Technology Dollyganj Van Sadan, Haddo P.O., Port Blair-744102, (Andaman &amp; Nicobar)  Email:- (<a href="mailto:secretaryuddm@gmail.com">secretaryuddm@gmail.com</a>)</p>	<p>30. The Chairman Chandigarh Pollution Control Committee Paryavaran Bhawan Madhya Marg, Sector - 19 B, Chandigarh – 160019. Chandigarh  Email:- (<a href="mailto:cpcc-chd@nic.in">cpcc-chd@nic.in</a>)</p>
<p>31. The Chairman Delhi Pollution Control Committee 4<sup>th</sup>&amp; 5<sup>th</sup> Floor, ISBT Building, Kashmere Gate, Delhi - 110006.  Email:- (<a href="mailto:chdpcc@nic.in">chdpcc@nic.in</a>)</p>	<p>32. The Chairman Daman, Diu &amp; Dadra Nagar Haveli Pollution Control Committee 1<sup>st</sup> Floor, Udhyog Bhavan Bhenslore, Dunetha Nani Daman, Daman – 396210  Email:- (<a href="mailto:fs-dmn-diu@nic.in">fs-dmn-diu@nic.in</a>)</p>
<p>33. The Chairman Lakshadweep Pollution Control Committee Lakshadweep Administration Department of Science, Technology &amp; Environment Kavarati – 682555. (Lakshadweep)  Email:- (<a href="mailto:lk-advisor@gov.in">lk-advisor@gov.in</a>)</p>	<p>34. The Chairman Puducherry Pollution Control Committee Department of Science, Technology &amp; Environment 3rd Floor, Housing Board Complex, Anna Nagar, Nellithope, Puducherry – 605 005  Email:- (<a href="mailto:secytran@py.gov.in">secytran@py.gov.in</a>)</p>
<p>35. The Chairman West Bengal Pollution Control Board Paribesh Bhavan Canteen, 10A, Sector III, Bidhannagar, Kolkata- 700106 West Bengal Email:- (<a href="mailto:chrnm.wbpcbwb@bangla.gov.in">chrnm.wbpcbwb@bangla.gov.in</a>)</p>	<p>36. The Chairman Ladakh Pollution Control Committee Skara Yokma, Near KBR Airport, Leh-194101 UT of Ladakh  Email:- (<a href="mailto:Admsecyutl.hfee@gmail.com">Admsecyutl.hfee@gmail.com</a>)</p>

**Address list of The Regional Directors, CPCB**

1.	The Regional Director (Kolkata) Central Pollution Control Board 502, Southend Conclave 1582, Rajdanga Main Road Kolkata-700107  E-mail:- ( <a href="mailto:rdkolkata.cpcb@gov.in">rdkolkata.cpcb@gov.in</a> )	2.	The Regional Director(Vadodara) Central Pollution Control Board Parivesh Bhawan, Opp. Ward No. 10 VMC Office Subhanpura, Vadodara – 390 023 Gujarat  E-mail: - ( <a href="mailto:pcrdvad.cpcb@gov.in">pcrdvad.cpcb@gov.in</a> )
3.	The Regional Director (Shillong) Central Pollution Control Board BSNL NE- 1, Telecom Circle CTO Building Ground Floor Shillong-793001  E-mail: - ( <a href="mailto:zoshillong.cpcb@nic.in">zoshillong.cpcb@nic.in</a> )	4.	The Regional Director (Bhopal) Central Pollution Control Board 3rd Floor, Sahkar Bhawan North T.T Nagar Bhopal- 462003  E-mail: - ( <a href="mailto:cpcb.bhopal@gov.in">cpcb.bhopal@gov.in</a> )
5.	The Regional Director (Lucknow) Central Pollution Control Board Ground Floor, PICUP Bhawan Vibhuti Khand, Gomti Nagar Lucknow- 226020  E-mail: - ( <a href="mailto:zolucknow.cpcb@nic.in">zolucknow.cpcb@nic.in</a> )	6.	The Regional Director (Bengaluru) Central Pollution Control Board 1st& 2nd Floors, Nisarga Bhawan A-Block, Thimmaiah Main Road 7th D Cross, Shivanagar Opposite Pushpanjali Theatre Bengaluru-560010  E-mail:- ( <a href="mailto:zobangalore.cpcb@nic.in">zobangalore.cpcb@nic.in</a> )
7.	The Regional Director(Chandigarh) Central Pollution Control Board BSNL Exchange, 2nd Floor Sector 49-C, Chandigarh-160047  E-mail: - ( <a href="mailto:rdchandigarh.cpcb@gov.in">rdchandigarh.cpcb@gov.in</a> )	8.	The Regional Director (Chennai) Central Pollution Control Board Regional Directorate - Chennai 2nd Floor, 40-E, BSNL Building TVK Industrial Estate, CIPET Road, Guindy, Chennai – 600032.  E-mail: - ( <a href="mailto:rdchennai.cpcb@gov.in">rdchennai.cpcb@gov.in</a> )
9.	The Regional Director (Pune) Central Pollution Control Board Row House No. 1, Nisarg Vihar, Near Mitcon International Public School, Balewadi, Pune-411045  E-mail: - ( <a href="mailto:rdpune.cpcb@gov.in">rdpune.cpcb@gov.in</a> )		



# **Classification of Sectors into Red, Orange, Green, White and Blue Categories**

(A tool for progressive environmental management)



**Central Pollution Control Board**

**“Parivesh Bhawan”, East Arjun Nagar  
Delhi-110032**

**(January 2025)**

तन्मय कुमार, भा.प्र.से.  
अध्यक्ष

Tanmay Kumar, I. A. S.  
Chairman



सत्यमेव जयते

FOREWORD

केन्द्रीय प्रदूषण नियंत्रण बोर्ड

पर्यावरण, वन एवं जलवायु परिवर्तन मंत्रालय, भारत सरकार

CENTRAL POLLUTION CONTROL BOARD

MINISTRY OF ENVIRONMENT, FOREST & CLIMATE CHANGE, GOVT. OF INDIA

The concept of classifying industries into different pollution categories originated in 1989 with the Doon Valley (Uttarakhand) Notification issued by Ministry of Environment and Forests. Subsequently the concept of pollution index was developed by Central Pollution Control Board (CPCB) during 2016 to classify the sectors into different category. The 2016 classification helped State Pollution Control Boards (SPCBs)/Pollution Control Committees (PCCs) in streamlining consent management, prioritizing regulatory oversight & environmental monitoring, taking decision related to siting of units, etc. However, necessity felt for refining the concept of calculating Pollution Index to overcome certain limitation and to bifurcate sub-sectors based on pollution load, scale of operation etc.

Accordingly, draft methodology was prepared and widely circulated for inputs/comments/suggestions by placing the same on CPCB website (public domain) as well as by inviting comments from MoEF&CC/SPCBs/PCCs. As of 11.08.2024, i.e. the extended date for receipt of suggestions, CPCB received 170 representations, comprising over 700 comments from PSUs, NGOs, industries, industrial associations, including feedback from SPCBs of Kerala, Nagaland, Tamil Nadu, Mizoram, West Bengal, Punjab and Lakshadweep. The report has been finalised after examining all the comments by a working committee.

The 2025 classification methodology bifurcates sub-sectors based on pollution load, scale of operation, production technology, and type of fuel used into Red, Orange, Green, White and Blue categories. Red indicates the highest pollution potential, requiring stringent regulatory oversight, while White signifies minimal or no pollution, with much reduced compliance burden of merely intimation to the concerned SPCBs/PCCs. **A new Blue Category has also been introduced to distinguish the Essential Environmental Services** required for management of environmental concerns arising from anthropogenic pollution due to domestic/household activities which otherwise will have large littering potential. Additional 2 years validity for consent to operate (as per Pollution Index) is prescribed for the blue category.

This report also outlines the implementation pathway, which includes guidelines for State Pollution Control Boards/Pollution Control Committees to follow and implement the new classification system. Earlier classified 257 sectors have now been bifurcated and classified into 403 sectors (including sub sectors) and additionally, 16 new sectors have been introduced. Thus, the revised classification of 273 key sectors comprising of total 419 sectors/sub-sectors are further classified into Red Category (125 nos.), Orange Category (137 nos.), Green Category (94 nos.), White Category (54 nos.) and Blue Category (9 nos.). Progression between red, orange and green categories for the industrial sectors is also incorporated based on the use of less polluting available processes and technologies.

The report also comprises provisions for individual units to adopt cleaner technologies and practices resulting in reduction of pollution load in any sector. Incentives, such as extended validity for Consent to Operate (CTO) and reduced inspection frequencies, are outlined to encourage continual improvement of environmental performance. The incentive mechanism allowing progression between categories will thereby promote Ease of Doing Business by extended consent validity and enhance duration between inspections, thereby leading to reduced compliance burden.

To sum up, this report aims to create a more transparent, consistent, and incentivized regulatory mechanism for better environment management, promoting sustainable industrial development and better governance. I hope the report will be useful to all concerned in the field of industrial pollution control in the country and would incentivise the industries to switch over to cleaner process and technology leading to reduced air, water and soil pollution and also encourage setting up of blue category industries.

I would like to place on record my sincere appreciation for the hard work and valuable contributions by the CPCB team comprising of Shri Amit R. Thakkar, Add. Director, Shri Saubhagya Dixit, Scientist D, and Dr. Anantha N. S., SSA under the guidance of Shri Bharat Kumar Sharma, Member Secretary. I would also like to extend my thanks to Dr. Prashant Gargava, former Member Secretary, Shri P. K. Gupta, former Director and Shri Ajay Aggarwal, former Director, for their contribution. I would also express gratitude to the Working Committee, CPCB, MoEF&CC, SPCBs/PCCs and others for their contributions in the preparation of this report.

(Tanmay Kumar)



'परिवेश भवन, पूर्वी अर्जून नगर, दिल्ली-110 032, भारत

'Parivesh Bhawan, East Arjun Nagar, Delhi-110 032, India

Tel. +91-11-22307233, Tele Fax : +91-11-22304948, e-mail: ccb.cpcb@nic.in

## CONTRIBUTORS

### Overall Guidance

1. Shri Tanmay Kumar, IAS, Chairman, CPCB
2. Shri Bharat Kumar Sharma, Member Secretary, CPCB

### Working Committee

1. Shri B. Vinod Babu,  
Scientist 'F' and Div. Head, WM-II & IT, CPCB, Delhi : Chairman
2. Shri V. P. Yadav  
Scientist 'F' and Div. Head, WM-I, CPCB, Delhi : Member
3. Shri Dinabandhu Gauda,  
Scientist 'F' and Div. Head, IPC-I, CPCB, Delhi : Member
4. Shri Nazimuddin,  
Scientist 'F' and Div. Head, IPC-II, CPCB, Delhi : Member
5. Shri Kamlesh Singh,  
Scientist 'E' and Div. Head, IPC-III, CPCB, Delhi : Member
6. Smt. Anamika Sagar,  
Scientist 'E' and Div. Head, IPC-IV & V, CPCB, Delhi : Member
7. Shri P. K. Gupta,  
Scientist 'F' and Div. Head, IPC-VI & VII, CPCB, Delhi : Member
8. Shri Amit Thakkar,  
Scientist 'E', IPC-VI & VII Division, CPCB, Delhi : Member Convenor

### Report preparation, finalization and overall coordination

1. Shri P. K. Gupta, Former Scientist 'F', CPCB, Delhi
2. Shri Amit Thakkar, Scientist 'E', and Divisional Head, IPC-VI&VII, CPCB, Delhi
3. Shri Saubhagya Dixit, Scientist 'D', IPC-VI Division, CPCB, Delhi

### Development of Online Calculator:

Dr. Anantha N. S., Senior Scientific Assistant, Regional Directorate, Bengaluru

---

## EXECUTIVE SUMMARY

The concept of classification of industrial sectors into red, orange, and green categories based on the size of operations and consumption of resources was first introduced in 1989 for Doon Valley, Uttarakhand. This classification aimed to aid decisions regarding siting of industries. Over the period of time, this concept was extended nationwide to manage consents and establish norms for surveillance and inspection of industry. In 2012, to have uniformity in classification throughout the country, the Central Pollution Control Board (CPCB) issued a standardized list of 244 sectors, classified under red (85 sectors), orange (73 sectors) and green (86 sectors) categories.

In 2016, the Central Pollution Control Board (CPCB) developed a scoring methodology based on the Pollution Index (PI) to harmonize the criteria for categorizing industries. This PI was determined by evaluating water pollution, air pollution, and hazardous waste generation. Using this methodology, CPCB classified 257 industrial sectors into four categories: Red (63 sectors), Orange (91 sectors), Green (65 sectors), and White (38 sectors). The White category was introduced for sectors considered "practically non-polluting" during 2016. Additionally, State Pollution Control Boards (SPCBs) and Pollution Control Committees (PCCs) were authorized to categorize any new or left over sectors according to the CPCB's 2016 methodology.

Further, based on the experience gained over the years, the increased use of cleaner fuels like PNG and bio-CNG, adoption of cleaner technology resulting into reduced wastewater generation, normalisation approach & different formula for calculating PI etc. a need was felt to revisit the classification methodology of 2016 for several such identified areas for improvement. Separate scoring for trade effluent and sewage effluent was also required due to differing characteristics and treatment methods.

Considering the scope of revision, CPCB published a draft report revising the methodology for calculating PI and accordingly classification of sectors into Red, Orange, Green, and White categories based on pollution index range was placed in the public domain for inputs/comments. Around 160 representations comprising more than 700 comments were received. Based on feedback/suggestions and examination of same by the working committee constituted for the purpose, the methodology was finalised. As per the final methodology, the scoring criteria for the following three major pollutant groups are as follows:

- i. Water Pollutant Score (PI<sub>W</sub>): Assesses the water pollution potential considering the oxygen demand of wastewater, other pollutants in the wastewater and quantity of wastewater generated.
- ii. Air Pollutant Score (PI<sub>A</sub>): Evaluates the potential air pollution due to process emissions (point source), work zone emissions (fugitive and odour) and type & quantity of fuel used.
- iii. Waste Pollutant Score (PI<sub>H</sub>): Considering the type and quantity of waste (which are hazardous/toxic/infectious/bulk in nature) generated.

Each pollutant group is scored out of 100, and the Cumulative Pollution Index is calculated. The category of the sector is decided based on the pollution index range, if  $PI \geq 80$  the category

of sector is Red, if PI ranges between  $55 \leq PI < 80$ , the category of sector is orange, similarly for the range of PI between  $25 \leq PI < 55$ , the category is Green and for  $PI < 25$ , the category of the sector is white.

Further, based on the stakeholders' comments, a need was felt to introduce a separate "blue category" for Essential Environmental Services (ESS) required for management of waste generated from domestic/household activities and, an incentive mechanism to promote units in a particular sector, taking measures resulting into better environmental performance. An addendum was prepared, shared and presented to all SPCBs/PCCs. The addendum was also placed in the CPCB Website on 11.07.2024 for inputs/comments. 09 representations were received in the addendum. All representations were examined, and classification based on revised methodology is finalised. Based on the revised methodology, CPCB has classified total 419 sectors and sub-sectors under Red (125), Orange (137), Green (94), White (54) and Blue (9) categories.

The report introduced incentive mechanism for the units in any sector that adopt environment friendly practices such as treatment and recovery of 100% wastewater, use of 100% cleaner fuel/renewal energy etc. and ensuring continuous compliance. These incentives are designed to encourage continuous improvement in environmental performance and to reward units that demonstrate proven implementation of sustainable practices and compliances.

Following are the salient features of the revised classification methodology:

- Methodology focusses on "Potential to pollute the environment" by the sector.
- Simplified single formula for Cumulative Pollution Index for all cases.
- Equal weightage to all three pollutant groups- Air, Water, and Waste.
- Cumulative PI based on weighted proportionate scores of pollutant groups.
- Separate scoring criteria for sectors generating sewage (such as Building & construction projects, STPs, Airports, etc.) and bio-medical waste (Health Care Facilities).
- Introduced Blue Category for 9 sectors under Essential Environmental Services required for management of waste generated from domestic/household activities.
- Appropriate weightage to scale of operations by introducing more slabs to bifurcates sub-sectors based on pollution load, scale of operation, production technology and type of fuel used.
- Introduction of sub-categories for sectors based on cleaner technologies, fuel types, integrated/segregated operations etc.
- Motivation to industries for progressive environmental management.
- A tool to assess the Cumulative Pollution Index and category based on revised method.

This report, prepared by the Central Pollution Control Board (CPCB), presents a revised methodology for classifying sectors based on their pollution potential. The classification aims to enhance environmental management and regulatory oversight by classifying sectors into red, orange, green, white, and blue categories. The report covers in detail about the genesis of

classification, need for the revision of 2016 methodology, scoring methodology for calculation of cumulative PI, etc.

The report also outlines guidelines for implementing the classification system. The classification may be used for consent management, inspection frequency, siting criteria, cluster development, pollution control plans, levying environmental compensation, promoting progressive environmental management, etc.

\*\*\*\*\*

## LIST OF ABBREVIATION

CBG:	Compressed Biogas
CNG:	Compressed Natural Gas
CPI:	Cumulative Pollution Index
CPCB:	Central Pollution Control Board
CTE:	Consent to Establishment
CTO:	Consent to Operate
EC:	Environment Compensation
ETP:	Effluent Treatment Plant
EES:	Essential Environmental Services
Gen-Set:	Generator Set
HAPs:	Hazardous Air Pollutants
HCFs:	Health Care Facilities
HW:	Hazardous Waste
MoEF&CC:	Ministry of Environment, Forest & Climate Change
LNG:	Liquefied Natural Gas
LPG:	Liquefied Petroleum Gas
NGT:	National Green Tribunal
NOC:	No Objection Certificate
OCEMS:	Online Continuous Effluent/Emission Monitoring System
PCC:	Pollution Control Committee
PM:	Particulate Matter
PI:	Pollution Index
PI <sub>A</sub> :	Air pollutant score
PI <sub>H</sub> :	Waste pollutant score
PI <sub>w</sub> :	Water pollutant score
PNG:	Piped Natural Gas
SPCB:	State Pollution Control Board
TTZ:	Taz Trapezium Zone
VOCs:	Volatile Organic Compounds

## TABLE OF CONTENT

<b>CHAPTER-1: Genesis and Journey of Classification .....</b>	<b>1</b>
1.1 Introduction.....	1
<b>CHAPTER-2: Modified Methodology for Classification .....</b>	<b>3</b>
2.1 Need and scope for revision of methodology .....	3
2.2 Modified methodology for classification of industrial sectors .....	4
2.2.1 Scoring criteria for Water Pollutant “PI <sub>W</sub> ” .....	6
2.2.2 Scoring criteria for Air Pollutant “PI <sub>A</sub> ”: .....	8
2.2.3 Scoring criteria for Industrial Waste Generating Sector “PI <sub>H</sub> ” .....	10
2.3 Computation of Cumulative Pollution Index and criteria for deciding category of sector .....	12
<b>CHAPTER-3: Classification of Sectors as per Revised Methodology .....</b>	<b>15</b>
3.1 Types of sectors based on their activities .....	15
3.2. Usage of classification of sectors.....	17
3.3 Classification of left-out/new sectors.....	17
<b>CHAPTER-4: Incentives to units in a sector for adopting measures resulting to better environmental performance.....</b>	<b>19</b>
4.1 Eligibility Criteria .....	19
4.2. Evaluation Criteria .....	20
4.3. Re-assessment of Pollution Index (PI).....	22
4.4 Incentives to the units for better environmental management .....	23
<b>CHAPTER-5: Implementation pathway/guidelines .....</b>	<b>25</b>
<b>REFERENCES.....</b>	<b>28</b>
<b>ANNEXURE-I: List of Industrial Sectors .....</b>	<b>30</b>
<b>ANNEXURE-II: List of Essential Environmental Services .....</b>	<b>75</b>
<b>ANNEXURE-III: List of Service/Infrastructure Development Sectors .....</b>	<b>78</b>
<b>ANNEXURE-IV: List of Other/Special Category Sectors .....</b>	<b>84</b>
<b>ANNEXURE-V: Format for submission of information by SPCBs/PCCs regarding sectors classified under white category .....</b>	<b>86</b>

## LIST OF TABLES

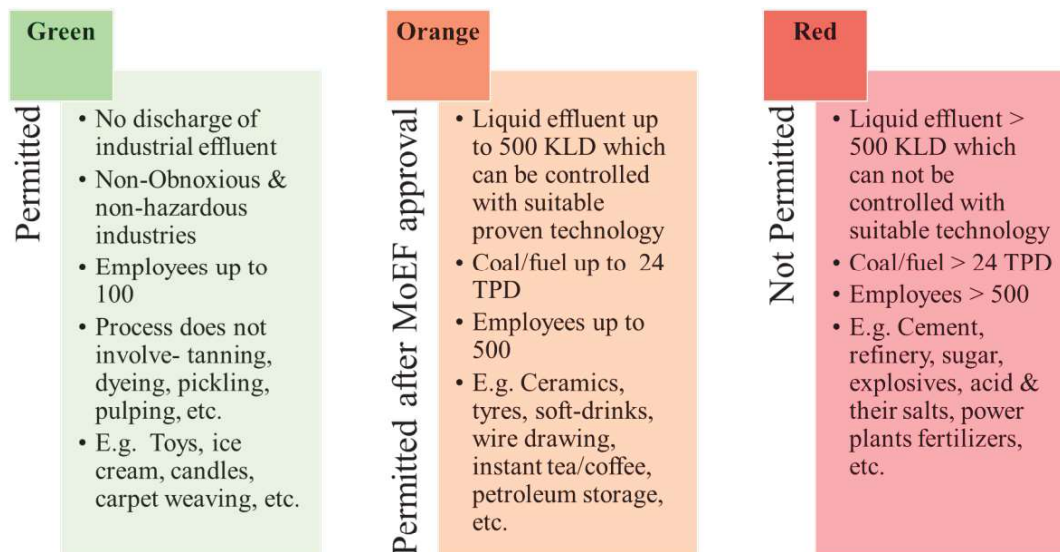
<b>Table I: Scoring Criteria for Water Polluting Sector.....</b>	<b>7</b>
<b>Table II : Scoring criteria for air polluting sectors .....</b>	<b>9</b>
<b>Table III: Scoring criteria for waste generating Sectors.....</b>	<b>11</b>
<b>Table IV: Ranges of Cumulative Pollution Index for different categories.....</b>	<b>12</b>
<b>Table V: Number of sectors classified under different categories .....</b>	<b>16</b>
<b>Table VI: Structure of Committee to evaluate the request of units adopting measures resulting in better environmental performance .....</b>	<b>20</b>
<b>Table VII: Checks and balances to assess the adequacy of environment management measures.....</b>	<b>21</b>
<b>Table VIII: Nomenclature for revised category.....</b>	<b>23</b>
<b>Table IX: Incentives to units for better environmental performance.....</b>	<b>23</b>



## Genesis and Journey of Classification

### 1.1 Introduction

The notifications issued by the Ministry of Environment and Forest during 1989 for Doon Valley, Uttarakhand introduced the concept of classification of industries as red, orange, and green categories. The purpose of this classification was to facilitate decisions related to location of these industries. The criteria for classification of industries was primarily based on quantity of industrial effluent, quantity of fuel/coal, and the number of employees, and amount of waste generated. The notification included list of 129 sectors, classified under red (45), orange (35), and green (39) categories. The criteria used for Doon Valley Notification, 1989 is summarized in the **Figure I**.



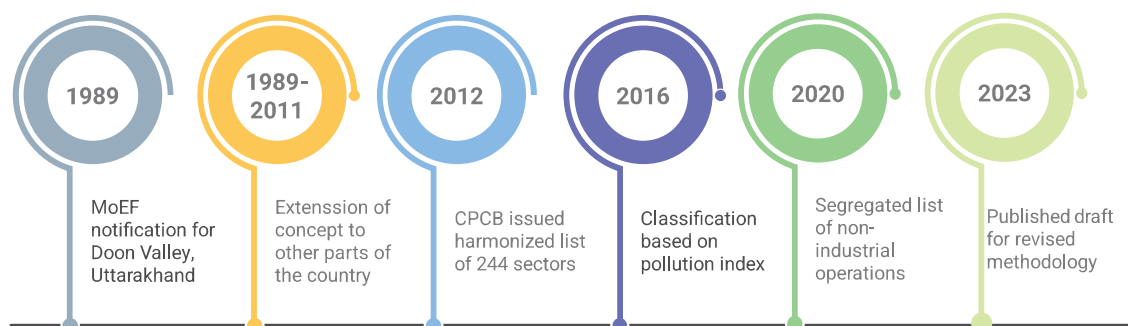
**Figure I: Criteria for classification of industries in Doon Valley Notification, 1989**

Subsequently, the application of this concept was extended to other parts of the country not only for the purpose of location of industries, but also for the purpose of consent management and formulation of norms related to surveillance/inspection of industries. As the State Pollution Control Boards (SPCBs) and Pollution Control Committees (PCCs) were following different



categorization of industries, to maintain the uniformity across the country, during 2012, CPCB issued a list of 244 sectors, classified under red (85), orange (73) and green (86) categories.

In order to harmonize the criteria for categorization, during the year 2016, CPCB developed the scoring methodology to classify the industries based on the Pollution Index (PI) which was a function of water pollution, air pollution and hazardous waste generation. Based on this methodology, CPCB has classified 257 sectors under red (63), orange (91), green (65) and white (38) categories and directed SPCBs/PCCs to adopt the same. During 2016, CPCB introduced white category as a new category for such sectors which are “practically non-polluting”. SPCBs/PCCs were also empowered to categorize any new/left-out sector at their own level, following the methodology prescribed by CPCB. Additionally, during 2020, CPCB also segregated the list of non-industrial operations/facilities. The overall journey of classification may be understood with the help of milestone chart shown in **Figure II**.



**Figure II: Genesis and journey of classification of sectors**

The concept of categorization is based on the “Precautionary Principle”, which focuses on potential of industries to pollute the environment. The purpose of categorization is to ensure that the industry is established in a manner consistent with the environmental objectives and to prompt industrial sectors to adopt cleaner technologies, ultimately resulting in generation of minimum pollutants.

\*\*\*\*\*



# 2

## Modified Methodology for Classification

### 2.1 Need and scope for revision of methodology

Based on the experience gained over the years, a need was felt to revisit the 2016 methodology for classification of sectors considering following scope of improvement:

#### i. Assessment of Pollution Index:

The category of any industrial sector depends on the Pollution Index (PI), which comprises of scores of three pollutant groups i.e., air pollution, water pollution and hazardous waste. The water and air pollutants were each assigned a weight of 40%. However, the hazardous waste generation was given 20% weightage in pollution index.

As per the classification methodology of 2016, in case of absence of any pollutant groups, pollution index was normalized to 100. As a result, different formulas were required to compute pollution index.

Further, the normalization method has certain limitations while comparing pollution potential among sectors having scores for all three pollutant groups verses score only for any one/two pollutant group(s). Moreover, it was also observed that in some sectors normalization involved subjectivity based on perception.

#### ii. Size of operations of industrial activities:

It was observed that, there was less variation in PI score of industry based on size of operation in same sector. Limited variables/slabs were considered for the quantity of wastewater discharge and fuel consumption. It was also observed that adequate weightage in the considered variables/slabs to account the variation in size of operations of industrial activities need to introduce.



**iii. Consideration to segregated industrial activities:**

Although there were differences in pollution potential of integrated and standalone units of a particular sector, the classification methodology (2016) classifies the integrated or standalone units in the same sector. For example, standalone cement grinding units will have less pollution potential than integrated cement plants, but both were classified under red category.

**iv. Consideration of type of fuel used:**

In industrial operations requiring fuels, the amount of emissions is governed by many factors such as the type of fuel and its calorific value, combustion efficiency, emission factors, etc. Use of biomass and cleaner gaseous fuels such as Piped Natural Gas (PNG), Liquefied Petroleum Gas (LPG), Compressed Natural Gas (CNG), bio-CNG etc. have increased significantly in recent years. It was observed that adequate weightage based on type of fuel used is required.

**v. Separate scoring for sewage and trade effluent:**

It is desirable to have separate wastewater scoring criteria for the sectors generating trade effluent and sewage effluent, as characteristics, treatment method and impact are different for trade effluent generated from industrial sectors and sewage effluent generated from infrastructure & development sectors.

**vi. Motivation to industries for progressive environmental management:**

In the previous classification regime, there was no effective provision for change in category of industries based on the variation in pollution potential of a sector, even if the industries adopt cleaner technologies or switch over to cleaner raw material/cleaner fuel etc., resulting into reduction in pollution index.

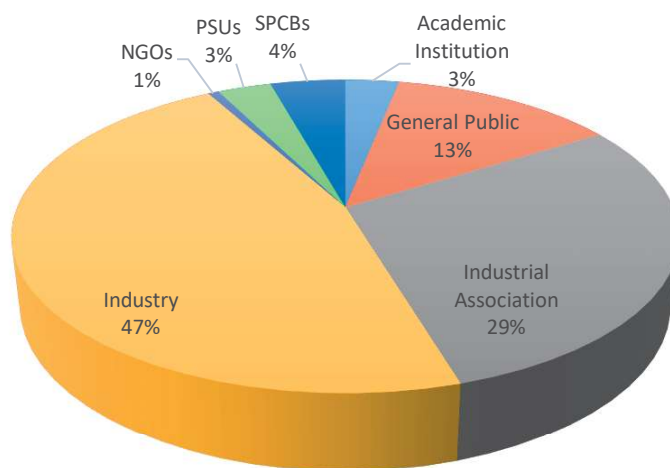
**2.2 Modified methodology for classification of sectors**

Considering the scope of revision, CPCB prepared a draft report on “Classification of Industrial Sectors into Red, Orange, Green and White Categories: A Tool for Progressive Environmental Management”. As per the draft report, a revised methodology for the classification is proposed which incorporates, water pollutant score, air pollutant score and waste generation score, based on the pollution potential of a sector on the environment. Scores out of 100 were given to each three pollutant groups and formula for calculating cumulative score based on the impact pollutant is devised. These scores are used for computation of pollution index for deciding the



category of industrial sector. The cut-offs for deciding the category were based on the quartiles of pollution indices, pollution potential of sectors, etc. The draft report was placed on CPCB website in July 2023, for comments/feedback from stakeholders.

CPCB received 161 representations, comprising more than 700 comments from various State Pollution Control Boards, research and technical institutions, industrial associations, NGOs, individual industries, and the public. The stakeholder-wise representations are shown with the help of pie-chart in **Figure III**.



**Figure III: Stakeholder-wise representations received**

Subsequently, CPCB constituted a committee to critically examine and analyse the comments and to make recommendations for suitable incorporation in the final methodology and classification. After incorporating the feedback received from stakeholders, the Committee has finalized the basic methodology which can be used as a yardstick for classification of the sectors into Red, Orange, Green and White Categories.

Further, based on the stakeholders' comments, a need was felt to introduce a separate "blue category" for Essential Environmental Services (ESS) required for management of waste generated from domestic/household activities and, an incentive mechanism to promote units in a particular sector, taking measures resulting into better environmental performance. An addendum was prepared, shared and presented to all SPCBs/PCCs. The addendum was also placed in the CPCB Website on 11.07.2024 for inputs/comments. Till last date (i.e. 11.08.2024) 09 representations were received in the addendum. All representations were examined, and classification based on revised methodology is finalised.



It is worth to mention that to safeguard the environment, following the fundamental principle of classification i.e., "Precautionary Principle", scope is always available for application of mind and collective wisdom. As per the precautionary principle, when human activities may lead to morally unacceptable harm that is scientifically plausible but uncertain, actions shall be taken to avoid or diminish that harm. Therefore, variation from methodology is possible in case of projects having high chances of damage to the environment/eco-system such as river mining, etc. or having associated accidental risk such as major accident hazards installations wherein risk is associated with industrial activities having potential in terms of operation or process, manufacturing, transportation, and storage of one or more hazardous chemicals as prescribed by the Manufacture, Storage, and Import of Hazardous Chemical Rules, 1989.

Considering the above issues, the classification methodology was modified based on the potential of three pollutant groups, namely, water pollutant, air pollutant and waste pollutant (which are hazardous/toxic/infectious/bulk in nature), which have been given scores out of 100, each. Slabs are assigned for selection of pollutant groups respectively for water, air, and waste. Score can be decided based on dominant pollutants in the pollutant groups and quantity as detailed in Table-I, Table-II and Table-III. These scores are used for computation of pollution index for deciding the category of sector. The scoring methodology is based on the pollution potential during generation and not at the end of pipe/ after treatment considering the fact that all pollutants need to be treated and disposed as per the provisions/rules notified under the Water (Prevention and Control of Pollution) Act, 1974, the Air (Prevention and Control of Pollution) Act, 1981 and the Environment (Protection) Act, 1986 and as amended.

The details of scoring criteria for  $PI_W$  for "water pollutant,"  $PI_A$  for "air pollutant" and  $PI_H$  for "waste generating sector" are as follows:

### **2.2.1 Scoring criteria for Water Pollutant " $PI_W$ "**

Water pollution score consider the potential water pollution load from any sector in terms of characteristics and quantity of untreated trade effluent (wastewater). The "trade effluent" includes any liquid, gaseous or solid substance which is discharged from any premises used for carrying on any [industry, operation or process, or treatment and disposal system], other than domestic sewage.

The water pollutant score ( $PI_W$ ) is the addition of three sub-scores which are based on organic content in terms of oxygen demand of wastewater (W1), potential of other pollutants (W2) and



quantum of wastewater (W3). The weightages of W1, W2 and W3 in the water pollution score are 35%, 30% and 35%, respectively.

Proportionate higher scores are assigned to the sectors generating trade effluent of high BOD and/or high COD, heavy metals/toxic compounds, and large volume of wastewater. The scores are assigned considering the potential for causing damage to the environment. It may be noted that for sectors generating industrial effluent, dominant quantity of trade effluent is considered in score W3 (W3-1 to W3-5). Whereas, for sectors generating huge volume of sewage effluent such as railway stations, STPs, residential building projects, airports etc., the separate scores W3 (W3-6 to W3-10) are assigned. The term used, “Sewage effluent” means effluent from any sewerage system or sewage disposal works and includes sullage from open drains. The scoring criteria for water polluting sectors are given in **Table-I**.

**Table I: Scoring Criteria for Water Polluting Sector**

Water Pollutant Group	Description	Score
<b>Score W1: Score based on the oxygen demand of wastewater</b> (Maximum of the following scores to be considered)		
W1-1	BOD $\geq$ 5,000 mg/l or COD $\geq$ 10,000 mg/l	35
W1-2	1000 $\leq$ BOD < 5,000 mg/l or 5000 $\leq$ COD < 10,000 mg/l	30
W1-3	500 $\leq$ BOD < 1,000 mg/l or 1000 $\leq$ COD < 5,000 mg/l	25
W1-4	100 $\leq$ BOD < 500 mg/l or 250 $\leq$ COD < 1,000 mg/l	20
W1-5	10 $\leq$ BOD < 100 mg/l or 50 $\leq$ COD < 250 mg/l	10
<b>Score W2: Score based on other pollutants in the wastewater</b> (Maximum of the following scores to be considered)		
W2-1	Pollutants like pesticides, heavy metals, and toxic compounds:  <i>(Aluminium, Anionic detergents, Barium, Chloramines, Copper, Fluoride, Total residual chlorine, Iron, Manganese, Mineral oil, Phenolic compounds, Selenium, Silver, Sulphide, Cadmium, Cyanide, Lead, Zinc, Mercury, Tin, Vanadium, Antimony, Benzene, Benzo-a-pyrene, Molybdenum, Nickel, Phosphates, Polychlorinated biphenyls, Polynuclear aromatic hydrocarbons, Arsenic, Total/Hexavalent Chromium, Trichloroethane, Trichloroethylene, Adsorbable Organic Halogens (AOx), Pesticides compounds, Residual antibiotic, Radioactive materials, etc.)</i>	30
W2-2	Pollutants like Nitrate Nitrogen, Nitrate, Ammonical Nitrogen, Total Kjeldahl Nitrogen (TKN), Oil & grease, pH < 5.5 or > 9	25
W2-3	Pollutants mainly in terms of inorganic dissolved solids and associated other impurities due to process e.g. wastewater generated from DM water rejects, boiler blowdowns, brine solution rejects, fresh-water RO rejects, etc.	20
W2-4	Pollutants mainly in terms of inorganic dissolved solids e.g. wastewater from cooling towers, cooling-re-circulation processes, etc.	15



<b>Score W3: Score based on quantity of wastewater generated</b>		
<b>A. For sectors generating Industrial Trade effluent (Maximum score to be considered)</b>		
W3-1	Wastewater $\geq$ 500 KLD	35
W3-2	100 KLD $\leq$ Wastewater $<$ 500 KLD	30
W3-3	50 KLD $\leq$ Wastewater $<$ 100 KLD	25
W3-4	10 KLD $\leq$ Wastewater $<$ 50 KLD	20
W3-5	Wastewater $<$ 10 KLD	15
<b>B. For sectors such as STPs, building projects, etc. generating/handling only high-volume Sewage (Maximum score to be considered)</b>		
W3-6	Sewage $\geq$ 5,000 KLD	35
W3-7	2,000 KLD $\leq$ Sewage $<$ 5,000 KLD	30
W3-8	500 KLD $\leq$ Sewage $<$ 2,000 KLD	25
W3-9	100 KLD $\leq$ Sewage $<$ 500 KLD	20
W3-10	Sewage $<$ 100 KLD	15
<b>Water Pollutant Score (PI<sub>w</sub>) = W1+W2+W3</b>		

### 2.2.2 Scoring criteria for Air Pollutant “PI<sub>A</sub>”:

Air pollution score consider the potential air pollution load from any sector in terms of characteristics of emissions and its quantum/scale in terms of quantity of fuel. The air pollutant score is based on generation of emission. The “air pollutant” means any solid, liquid, or gaseous substance (including noise) present in the atmosphere in such concentration as may be or tend to be injurious to human beings or other living creatures or plants or property or environment.

The air pollution score (PI<sub>A</sub>) is the addition of three sub-scores which are based on the type of pollutants in emissions (A1), work zone emission/fugitive emissions & odour nuisance (A2), and fuel type & quantity (A3). The weightages of A1, A2 and A3 in air pollution score are 35%, 30% and 35%, respectively.

Proportionate higher scores are assigned to the sectors generating emissions with hazardous air pollutants, process-based fugitive emissions and using solid/liquid fuels, as such pollutants have higher potential to damage the environment.

The California Air Resources Board defines fugitive emissions as “Emissions not caught by a capture system which are often due to equipment leaks, evaporative processes and windblown disturbances.” The fugitive emissions from any process having acid mist, VOCs, etc. are given higher weightage (score A2=30) as compared to the fugitive emissions of inert material (score A2=25). Sectors having persistent foul odour issue, will get score A2=20. Sectors/units using solid/liquid fuel will get higher score-A3, compared to the sectors using cleaner gaseous fuel or electricity. The scoring criteria for air polluting sectors are given at **Table-II**.



Table II : Scoring criteria for air polluting sectors

Air Pollutant Group	Description	Score
<b>Score A1: Score based on Process emissions (point source)</b> (Maximum of the following scores to be considered)		
A1-1	Hazardous Air Pollutants (HAPs) and heavy metals:  <i>HAPs (Phosgene, Benzene, Benzo(a)pyrene, Butadiene, Toluene Di-isocyanate, Methylene-di-phenyl Di-isocyanate, Ethylene Oxide, Ethylene Di Chloride, Acrylonitrile, Propylene Oxide), Dioxins &amp; Furans, Asbestos, Polycyclic Aromatic Hydrocarbons (PAHs), HCN, Cd, Th, Hg, Sb, As, Pb, Co, Cr, Cu, Mn, Ni, V, etc.</i>	35
A1-2	Halogens, acids, and pesticides-based pollutants:  <i>H<sub>2</sub>S, HF, HBr, P<sub>2</sub>O<sub>5</sub> as H<sub>3</sub>PO<sub>4</sub>, NH<sub>3</sub>, TOC, Cl, HCl, SO<sub>3</sub>, CH<sub>3</sub>Cl, Total Fluoride, PM having pesticide compounds/other organic compounds, Acid mist, etc.</i>	30
A1-3	Pollutants due to combustion of fuel or due to process:  <i>PM, CO<sub>2</sub>, CO, NO<sub>x</sub>, SO<sub>2</sub>, etc.</i>	25
A1-4	Volatile Organic Compounds (VOCs):  <i>Ethyl benzene, Styrene, Toluene, Xylene, Aromatics, Propylene Glycol, Ethylene Glycol, etc.</i>	20
<b>Score A2: Score based on fugitive emissions and odour nuisance</b> (Maximum of the following scores to be considered)		
A2-1	Fugitive emissions of Particulate Matter (PM), acid mist, VOCs, etc. from process	30
A2-2	Fugitive emissions of Particulate Matter (PM), acid mist, VOCs, etc. due to storage and handling, etc.	25
A2-3	Odour nuisance, including odour due to the use of binding gums, cements, adhesives, enamels etc.	20
<b>Score A3: Score based on quantity of fuel</b> (Maximum of the following scores to be considered)		
<b>Coal or liquid fuels</b>		
A3-1	Fuel consumption $\geq$ 24 TPD	35
A3-2	12 TPD $\leq$ Fuel consumption $<$ 24 TPD	30
A3-3	Fuel consumption $<$ 12 TPD	25
<b>Biomass-based fuels</b>		
A3-4	Fuel consumption $\geq$ 48 TPD	25
A3-5	24 TPD $\leq$ Fuel consumption $<$ 48 TPD	20
A3-6	Fuel consumption $<$ 24 TPD	15
<b>Cleaner/gaseous fuels, such as, PNG, CNG, LPG, Compressed Biogas (CBG), propane, butane etc.</b>		
A3-7	Fuel consumption $\geq$ 120 TPD	20
A3-8	60 TPD $\leq$ Fuel consumption $<$ 120 TPD	15
A3-9	Fuel consumption $<$ 60 TPD	10
A3-10	Electricity	0
<b>Air Pollutant Score (PI<sub>A</sub>) = A1+A2+A3</b>		
<b>Note:</b> In case, any sector/unit is using more than one type of fuel, the most polluting fuel category, will be considered.		



### 2.2.3 Scoring criteria for Industrial Waste Generating Sector “PI<sub>H</sub>”

Industrial waste generating sectors are considered based on the generation of hazardous waste/high volume low effect waste. As per the Hazardous and Other Wastes (Management & Trans-boundary Movement) Rules, 2016, the “hazardous waste” means any waste which by reason of characteristics such as physical, chemical, biological, reactive, toxic, flammable, explosive or corrosive, causes danger or is likely to cause danger to health or environment, whether alone or in contact with other wastes or substances and shall include waste as per the Schedule I, Schedule II and Schedule III of the rule. Further, scores are also assigned to the high-volume low effect wastes such as fly ash, phosphogypsum, red mud, jarosite, slags from pyro-metallurgical operations, mine tailings and ore beneficiation rejects.

The score for waste comprises of two sub-scores H1 and H2. The H1 score is based on the different type of hazardous waste which are generated during the process, and which required to be managed/disposed through common facility OR based on the generation of high-volume low effect waste/ HW like contaminated bags/ drums etc. The H2 score is based on the total quantum of waste generated.

The desirable disposal method such as incineration, landfill after treatment, landfill etc. signifies the potency of hazardous waste. In recent time, the utilization of hazardous waste as per the Rule-9 of Hazardous and Other Wastes (Management & Trans-boundary Movement) Rules, 2016, as alternate fuel and raw material in cement kilns, as recyclable hazardous waste etc. has increased. The classification is based on the pollution potential due to generation of such types of hazardous waste from any sector. The score for the quantum of hazardous waste is total potential of generation of such hazardous waste by any sector., Score H1: Based on potency of hazardous waste and score H2: Based on quantum of hazardous waste, are given weightage of 30% and 70%, respectively. Considering the higher risk due to amount of hazardous waste generated rather than its disposal method, more weightage is given to the quantity. Overall waste generation score in case of waste generating sector will be  $PI_H = H1 + H2$ . The scoring criteria for hazardous waste generating sectors are given at **Table-III**.

A separate scoring criterion has been included for sectors generating bio-medical waste. Bio-medical waste means any waste, which is generated during the diagnosis, treatment or immunisation of human beings or animals or research activities pertaining thereto or in the production or testing of biological or in health camps, including the categories mentioned in Schedule-I appended to the Bio-Medical Waste Management Rules, 2016. As any Health Care



Facilities (HCFs) generates all types of bio-medical waste (red, yellow, blue, and white) and quantities of such wastes may vary considerably based on the type of facility/location of facility (rural/urban), and other such factors. Therefore, scoring based on number of beds in a healthcare facility is considered as sole criteria for assigning waste score (H: B-1 to B-7) as tabulated in **Table-III**.

Least score of 25 is given to non-bedded healthcare facilities and maximum score of 100 is given to facilities having more than 1,000 beds. Overall waste generation score in case of bio-medical waste generating sector will be  $PI_H$ .

**Table III: Scoring criteria for waste generating Sectors**

Waste Pollutant Group	Description	Score
<b>A. Score for sectors generating hazardous waste</b>		
<b>Score H1: Score based on the hazardous waste management/disposal method.</b> (Maximum of the following scores to be considered)		
H1-1	Hazardous wastes which are flammable, ignitable, corrosive, oxidizing toxic, etc. and requiring disposal through incineration	30
H1-2	Hazardous wastes which are reactive, capable of yielding another material post disposal, etc. and requiring disposal in secured landfill after stabilization/treatment	25
H1-3	Hazardous wastes which are requiring direct disposal in secured landfill without stabilization	20
H1-4	High volume and low effect wastes, contaminated bags/ drums/ containers etc.	10
<b>Score H2: Score based on quantity of hazardous waste generation.</b> (Maximum of the following scores to be considered)		
H2-1	Hazardous Waste $\geq$ 5000 TPA	70
H2-2	$1000 \text{ TPA} \leq$ Hazardous Waste $<$ 5000 TPA	50
H2-3	$200 \text{ TPA} \leq$ Hazardous Waste $<$ 1000 TPA	30
H2-4	$10 \text{ TPA} \leq$ Hazardous Waste $<$ 200 TPA	20
H2-5	Hazardous Waste $<$ 10 TPA	10
<b>B. Scores for the sectors generating bio-medical waste</b>		
B-1	No. of beds $\geq$ 1,000	100
B-2	$500 \leq$ No. of beds $<$ 1,000	80
B-3	$200 \leq$ No. of beds $<$ 500	60
B-4	$50 \leq$ No. of beds $<$ 200	50
B-5	$10 \leq$ No. of beds $<$ 50	40
B-6	No. of beds $<$ 10	30
B-7	Non-bedded facility	25
<b>For sectors generating hazardous waste <math>PI_H = H1+H2</math></b> <b>For sectors generating bio-medical waste <math>PI_H = B</math></b>		



### 2.3 Computation of Cumulative Pollution Index and criteria for deciding category of sector

In the revised methodology of classification (2025), all three pollutant scores due to water, air and industrial waste generation are taken into account while computing pollution index. The formula for computing cumulative pollution index (PI) is as follows:

$$PI = i_{max} + (100 - i_{max}) \left( \frac{i_2 + i_3}{200} \right)$$

Where,  $i_{max}$ , is the maximum score among Water ( $PI_W$ ), Air ( $PI_A$ ), and Waste ( $PI_H$ ) pollutant scores and  $i_2$  &  $i_3$  are the remaining pollutant scores.

The category of the sector will be decided based on the pollution index ranges given at **Table-IV**.

**Table IV: Ranges of Cumulative Pollution Index for different categories**

Cumulative Pollution Index (PI)	Category of industrial sector
$PI \geq 80$	Red
$55 \leq PI < 80$	Orange
$25 \leq PI < 55$	Green
$PI < 25$	White

The purpose of classification is to have uniform consent mechanism, defined routine monitoring frequency by concerned SPCB/PCC, environmental protection plans etc. Modified methodology also considers the variation in pollution potential due to various type of activities and operations in a particular sector.

The scores/pollution index/category of any two sectors may be same, however, comparing two different sectors based on the category or pollution index is not desirable as the cumulative PI is a function of air pollutant, water pollutant, and waste pollutant and the cumulative score is arithmetically relates the maximum score of one pollutant with the remaining other two pollutants. Hence, PI/category of sectors may be same but may have different impact on environment.



## **2.4 Blue Category Projects- Essential Environmental Services for management of environmental pollution arising from domestic/household activities**

Essential Environmental Services may be defined as those facilities which are essential to control, abate and mitigate pollution generated from Domestic and Industrial activities. Such Essential environment services for Industrial Activity includes CETP, CHWTSDf, Effluent conveying system etc. and essential environment services for domestic activities includes STP, MSW etc. Both the type of EES plays a vital role in Environment Management. However, during the treatment of waste, some EES generates/handle hazardous waste/infectious waste. The EES which do not generate Hazardous Waste, and which otherwise have large littering potential can be categorised as Blue Category Projects. Further, there are past legal references wherein Hon'ble Apex court has also considered the importance and requirement of such Essential Environment Services.

Human settlements whether located in rural/urban/eco-sensitive area generate sewage, solid waste, and C&D waste, which are required to be managed to prevent adverse impact on environment and human health. Basic environment management facilities are required to be set-up to manage such waste which includes STP, C&D waste processing facility, MSW management facility like sanitary landfill, material recovery facility & waste processing units, bio-methanation, bio-composting, waste to energy, etc.

These facilities are basically essential environment services which play a vital role in protecting environment and human health. These facilities may also bring value addition by producing various by-products such as secondary raw material, compost, energy, etc. and promotes circular economy and sustainable development by converting waste into wealth. Moreover, these categories do not generate hazardous or infectious wastes.

As the role and importance of these facilities is different in nature as compared to other activities and industries in the sense that they are primarily set-up for prevention, control and abatement of soil, water and air pollution. It is more appropriate to have a separate colour category-Blue Category for essential environmental services facilitates related to environmental pollution arising from domestic/household activities. These activities are required to meet all the prescribed environmental norms/rules notified from time to time and the pollution index for such Essential Environmental Services (EES) shall continue to be calculated as per the formula and consent to operate will be governed based on the pollution index. However, the



category of the EES will be termed “Blue Category sector” and as an incentive for the essential services, additional 2 years validity for consent to operate (as per PI) will be provided.

The list of EES facilities is given at [Annexure-II](#).

\*\*\*\*\*



# 3

## Classification of Sectors as per Revised Methodology

### 3.1 Types of sectors based on their activities

The revised methodology of classification will be applicable to all industries which may have potential for generation of environmental pollutants. As per the Section 2(j) of the Industrial Disputes Act, 1947, “Industry” means any business, trade, undertaking, manufacture, or calling of employers and includes any calling, service, employment, handicraft or industrial occupation or avocation of workman”, however, based on type of operational activities, the industries are divided into following four sectors:

- i. Industrial Sectors
- ii. Essential Environmental Services (EES)
  - a. EES for Industrial Waste
  - b. EES for Domestic Waste (Blue Category Sector)
- iii. Service/Infrastructure Development Sectors
- iv. Others/Special Category Sectors

The sectors which are involved in production of goods, products, etc. are considered under “Industrial Sectors”. The sectors covered under “Essential Environmental Services (EES)” are those facilities which are essential to control, abate and mitigate pollution generated from Domestic and Industrial activities. These services are essential facilities which are required to reduce pollution load on the environment, such as sewage treatment plants, common bio-medical waste treatment facilities, construction & demolition waste processing plants, etc. Essential Environmental Services Sectors are sub classified as “EES for industrial waste” and “EES for domestic waste (Blue category sectors which do not handle or generate infectious or hazardous waste)”. On the other hand, sectors which carry out service-related activities such as infrastructure projects, railways, airports, hospitals, etc. are covered under “Service/infrastructure development sectors”.



“Other/special category sectors” include those projects which cannot be classified based on the scoring methodology of pollution index but require classification based on precautionary principle and considering the potential of ecological damage/ health and environment related risk, etc. Few such sectors are sand mining, hydel power plants, etc.

The revised methodology of classification, sub-categorises the main sector based on the usage of cleaner technology/cleaner production/cleaner fuel which has proven reduction in trade effluent generation, emissions, waste, etc., for better environmental management, resulting into overall reduction of pollution index compared to main sector. For example, if coffee seeds processing industries use eco-pulping technology, which generates less water pollution, the pollution index of the said sector gets reduced and category changes from orange to green. Similarly, variation in type/scale of activities in a particular sector is also considered for classification of sub-sectors.

The methodology and scores have been screened through stakeholder feedback/consultation and public opinion. Available standard literature, various documents and guidelines, inspection reports, etc. were also referred, while assessing the scores for water pollution, air pollution, and waste generation for classification of sectors. Based on the modified methodology, the list of sectors and sector specific sub-classification is given at [Annexure-I to Annexure-IV](#). Summary of classified sectors is given in **Table-V**.

**Table V: Number of sectors classified under different categories**

Sl. No.	Type of sector	Total number of sectors/sub-sectors	Red	Orange	Green	White	Blue
1.	Industrial Sectors	359	107	120	81	51	-
2.	Essential Environmental Services (ESS)						
2.a.	ESS for domestic waste	9	-	-	-	-	9
2.b.	ESS for industrial waste	9	9	-	-	-	-
3.	Service/Infrastructure Development Sectors	37	7	15	13	2	-
4.	Others/Special Category Sectors	5	2	2	-	1	-
	<b>Total</b>	<b>419</b>	<b>125</b>	<b>137</b>	<b>94</b>	<b>54</b>	<b>9</b>



### 3.2. Usage of classification of sectors

The classification of sectors may be used for the following purposes:

- i. **Consent management:** SPCBs/PCCs may grant Consent to Operate (CTO) to red, orange, and green categories of industries for validity up to 5 years, 10 years, and 15 years, respectively as per existing provisions which would be later governed as per the provisions/guidelines under Jan Vishwas (Amendment of Provisions) Act, 2023/Water Act, as amended. The validity of blue category sectors will be 2 years more than the category based on PI.
- ii. **Inspection frequency:** SPCBs/PCCs may prioritize their environmental surveillance programs based on the categories of sectors. SPCBs/PCCs are required to ensure inspection of red, orange, and green category of industries at least once in six-months, one-year, and two-years, respectively. Common facilities and 17 categories of industries are to be inspected at least once in every three-months.
- iii. **Siting criteria:** The categorization may be used as a tool for deciding the location/siting of an industry in a particular location.
- iv. **Development of cluster:** The classification will help in planning of sector specific cluster, based on scoring of various pollutants and development of adequate environment management infrastructure facility, accordingly.
- v. **Sector specific plans for pollution control:** The plans for control of pollution may be prepared and implemented on priority for the sectors having higher pollution index and overall higher pollution load.
- vi. **Levying environmental compensation:** Pollution index may be used for determining and levying environmental compensation on industries violating the environmental norms.
- vii. **A tool for progressive environmental management:** Industrial units may adopt cleaner technologies, cleaner fuels, etc. which may result in reduction of pollution index, thus, moving to lower pollution potential category. It will provide incentives to industries in terms of less consent renewal fees, less environmental surveillance/compliance burden, more validity period for consents/authorizations, etc.

### 3.3 Classification of left-out/new sectors

The revised methodology of classification (2025) and list of sectors classified by CPCB is required to be adopted and implemented by all SPCBs/PCCs. In case of any new or left-out



sector, the SPCB/PCC may categorize the sector at its own level. For this purpose, a committee headed by the Member Secretary, SPCB/PCC and comprising of at least two senior cadre engineers/scientists of the SPCB/PCC (as nominated by the Member secretary of the concerned SPCB/PCC) may be constituted to examine the matter and classify the sector in accordance with the methodology prescribed by CPCB. The State Level Committee may also co-opt subject experts, industrial association representative, etc., as member, as per requirement. CPCB has also developed a tool to assess the Cumulative Pollution Index and category of any sector, which is available on CPCB website (<https://cpcb.nic.in/categorization-of-industrial-sectors/>).

In addition, all SPCBs/PCCs are required to submit list of all such sector classified under white category to CPCB in the prescribed format (**Annexure-V**), for notification as per provisions of Jan Vishwas (Amendment of Provisions) Act, 2023.

\*\*\*\*\*



# 4

## **Incentives to unit in a sector for adopting measures resulting to better environmental performance**

A methodology has been strategized to provide incentives to the unit in a sector which are dedicated to reduce environmental impacts from their operations/process. The objective can be achieved by 100% treatment and reuse of wastewater generated, having complete dependency on cleaner fuel alternatives (such as PNG, LPG, compressed biogas, propane, butane, electricity etc. for meeting energy requirement), implementation & achievements of targets of sector-specific charters of CPCB/SPCB for environmental management, EPR obligations and use of cleaner process/cleaner technology to eliminate generation of toxic/hazardous pollutants.

The units fulfilling the following eligibility criteria may submit their formal proposal to the concerned SPCB/PCC for consideration:

### **4.1 Eligibility Criteria**

- The unit should have completed at least one year of completion of production/operations with demonstrated, verifiable steps and submitted audit report from institute of repute for considering the unit for the purpose by concerned SPCB/PCC. To facilitate verification, the unit must have properly maintained logbooks/bills for production, electricity consumption, fuel, water consumption, wastewater treatment and use of treated wastewater.
- The unit should be located in conforming area with applicable Environment Clearance, Consent to Establishment (CTE) and Consent to Operate (CTO) and hazardous/bio-medical waste authorization from SPCB/PCC.
- Unit should comply with all the norms/conditions stipulated under EC, CTO and Guidelines/Rules issued by CPCB.



- In case, unit using ground water resource, it should have valid permission/NOC and also required to install electronic flowmeter.
- No penalty or legal obligation is imposed/pending against unit for violation of environmental norms. Records for last 5 years may be verified. In case establishment period of the unit is less than 5 years, the past records since the start of production may be verified.
- Unit should not be involved in any sort of accident/incident resulting into emission /discharge into the environment. Records for last 5 years may be verified.

All such units, interested in availing incentives are required to demonstrate and prove their initiatives to the Committee (to be constituted at the level of concerned SPCB/PCC), comprising of members as mentioned in **Table VI**.

**Table VI: Structure of Committee to evaluate the request of units adopting measures resulting in better environmental performance**

Sl. No.	Members	Role
1	Member Secretary, SPCB/PCC	Chairman
2	Subject expert from Indian Institute of Technologies (IITs) or National Institute of Technologies (NITs) or any other institute/university of repute.	Member
3	Expert from CSIR institute/laboratories, having expertise in industrial process and pollution control technologies/ environmental management	Member
4	Two officials of concerned SPCB/PCC, as nominated by the Member Secretary, SPCB/PCC	Member

#### 4.2. Evaluation Criteria

The committee shall scrutinize the proposals based on the eligibility criteria. The basis of evaluation will be- (i) Measures taken for treatment and reuse of wastewater to reduce freshwater consumption, (ii) Use of alternative cleaner fuel to reduce emissions, and (iii) Use of cleaner technology/ cleaner production which results in reduction in pollution/hazardous waste generation (iv) Recycling units identified for EPR obligations and has fulfilled all requirement including Environmentally Sound Management Facility for recycling.



The unit is required to demonstrate the successful implementation of measures by annual submission of third-party audit report (through institute of repute) regarding performance of environmental management measures. The Committee members may also inspect unit, collect samples, and get it analysed, check logbooks, electricity/water bills, examine system feasibility through mass-balances, ensure real-time submission of environment data to SPCB/PCC server, etc. The check and balances to examine the industry claims are summarized in **Table VII**.

**Table VII: Checks and balances to assess the adequacy of environment management measures**

Criteria	Checks and balances
<b>I. Wastewater Management</b>	
Installation of wastewater recovery system resulting into treatment and 100% reuse of treated wastewater in industrial process.	<ul style="list-style-type: none"> <li>• Unit must have adequate operational Effluent Treatment Plant (ETP). The freshwater requirement of the unit has shown proportionate reduction.</li> <li>• There should not be any flow/ponding of wastewater inside the premises or discharge outside from the premises. Further, there should not be any by-pass.</li> <li>• Electronic flowmeters and Pan-tilt-zoom (PTZ) camera should have been installed with connectivity for continuous transmission of data to SPCB/PCC and CPCB servers (as applicable).</li> <li>• Recirculation system should be clearly mapped and visible for inspection and flow meter should be installed at required locations with records.</li> <li>• Mass/water balance based on actual production need to be checked. The claim regarding reduction in freshwater consumption should have concurrency with the readings of flow meters, water bill, log-books, etc.</li> <li>• Treated wastewater should not be used for horticulture or agriculture purposes.</li> <li>• Sludge generated from treatment of wastewater should be managed properly as per the authorization issued by the concerned SPCB/PCC and timely submission of Form-IV as per the requirement of Hazardous and Other Wastes (Management and Transboundary Movement) Rules, 2016.</li> </ul>
<b>II. Air Pollution Management</b>	
100% fuel dependency on cleaner fuels, such as- Piped Natural Gas (PNG), Compressed Natural Gas (CNG), Liquefied Natural Gas (LNG) Liquefied Petroleum Gas (LPG), Compressed	<ul style="list-style-type: none"> <li>• No other fuel (coal, pet-coke, furnace oil, etc.) should be stored/used in the unit premises. Diesel for Gensets (as an auxiliary power source) may be allowed. Preference may be given to the units using gas based Gensets.</li> <li>• Adequate facility for stack monitoring (port holes, zig-zag ladder etc.) should be available with provision of OCEMS (as applicable).</li> </ul>



Biogas (CBG), propane, butane, etc.	<ul style="list-style-type: none"> <li>• Use of upgraded air pollution control devices with higher efficiency for the reduction of emissions.</li> <li>• Adoption of cleaner technology, advanced pollution control systems etc. to control fugitive/emissions</li> <li>• Use of alternate cleaner raw material for generation of less pollution.</li> <li>• Use of renewable energy as an alternate to conventional fuel/power should be considered.</li> </ul>
<b>III. Waste Management</b>	
The unit has adopted cleaner technology/ cleaner production which results in reduction in pollution/hazardous waste generation	<ul style="list-style-type: none"> <li>• Reduction in generation of pollution/waste due to adoption of cleaner technology/change in raw material etc.</li> <li>• Mass balance based on actual production need to be checked. There should be concurrency in generation of hazardous waste, utilization, disposal, etc. with respect to net reduction in generation.</li> </ul>
<b>IV. EPR Targets (for recycling facilities)</b>	
Recycling units identified for EPR obligations and has fulfilled all requirement including Environmentally Sound Management Facility for recycling.	<ul style="list-style-type: none"> <li>• Complying with the requirement of EPR obligation identified by CPCB from time to time.</li> </ul>

### 4.3. Re-assessment of Pollution Index (PI)

The purpose of giving star category is to classify the unit in the sector as star performing units.

The category of the unit may be re-assessed as detailed below:

#### **A. For Industries, Service/Infrastructure facilities and Essential Environmental Services Sectors for management of waste.**

The pollution index of the units in any sector which have proven reduction in trade effluent generation and/or air pollution management and/or waste management measures, can be calculated based on submission of same with the supporting documents for considering the modified score based on the same methodology.

The revised cumulative pollution index (PI) will be calculated with modified air/water/waste scores as discussed in the methodology given in previous section. If revised, cumulative PI results to change in the category of unit in the sector, the nomenclature for revised category will be as per the **Table VIII**.

**Table VIII: Nomenclature for revised category**

Change in category	Nomenclature of revised category
Red to Orange	Red*
Orange to Green	Orange*
Green to White	Green*

### B. Essential Environmental Service Sectors for Domestic/Household Waste- “Blue Category Sectors”:

Units under Blue Category are required to reduce their existing PI score by 25%, by meeting evaluation criteria/check and balances, as mentioned in **Table III** to qualify for change in category to Blue\*.

#### 4.4 Incentives to the units for better environmental management

Units which have demonstrated the successful implementation of environmental management measures and verified by the Committee, shall be eligible for the incentives, as listed in the **Table IX**.

**Table IX: Incentives to units for better environmental performance**

Category	Incentives
Red*	<ul style="list-style-type: none"> <li>• CTO may be granted for the validity of max. 10 years.</li> <li>• Prescribed random environmental surveillance inspection frequency may be once a year, considering the change in category.</li> </ul>
Orange*	<ul style="list-style-type: none"> <li>• CTO may be granted for the validity of max. 15 years.</li> <li>• Prescribed random environmental surveillance inspection frequency may be once in two years, considering the change in category.</li> </ul>
Green*	<ul style="list-style-type: none"> <li>• CTO may be granted for the validity of max. 20 years.</li> <li>• Prescribed random environmental surveillance inspection frequency may be once in four years, considering the change in category and given incentives twice the original category.</li> </ul>
Blue*	<ul style="list-style-type: none"> <li>• CTO may be granted with additional 3 years validity period.</li> <li>• Prescribed random environmental surveillance inspection frequency may be once in 3 months.</li> </ul>



In case of non-compliance(s) observed in future, the State Board can remove the star status and for calculation of EC, the PI of original category shall be considered.

\*\*\*\*\*



# 5

## Implementation pathway/guidelines

The revised methodology and classification of sectors will be implemented in prospective manner. For this purpose, following guidelines may be referred:

- i. All pending application for consideration of CTE/CTO and future such application shall be processed as per the revised methodology of classification. In case CTE granted before the revised classification, applicability of CTO will be as per new classification.
- ii. New classification will be applicable to existing units at the time of renewal of CTO or within one year from the date of directions issued by CPCB regarding implementation of revised classification, whichever is earlier. The annual fees or cumulative fees for the remaining period shall be as per the revised category.
- iii. SPCBs/PCCs may grant Consent to Operate (CTO) to units under red, orange, and green categories for maximum validity up to 5 years, 10 years, and 15 years, respectively as per existing provisions which would be later governed as per the provisions/guidelines under Jan Vishwas (Amendment of Provisions) Act, 2023/Water Act, as amended. SPCBs/PCCs may grant Consent to Operate (CTO) to units under Blue Category sectors with additional 2 years validity, considering their role as Essential Environmental Services for management of waste generated from domestic/household activities.
- iv. Requirement of intimation/consent for white category of industries, shall be governed as per the provisions/guidelines under Jan Vishwas (Amendment of Provisions) Act, 2023//Water Act, as amended.
- v. All sectors irrespective of category shall follow guidelines for pollution control, if any, issued by SPCB/PCC/CPCB time to time.



- vi. Siting of units shall be only in the conforming area as per the guidelines of CPCB/SPCB/PCC. Further, as per the Section 17(1)(n) of the Water Act, 1974 and the Section 17(1)(h) of the Air Act, 1981, SPCB/PCC may also frame policies/advisory with respect to the location of any industry/operations, the carrying on of which is likely to cause air/water pollution, considering the scale/type of industries and sensitivity of area. Siting of units in eco-sensitive area will be governed by their respective notifications.
- vii. The classification of sectors shall not be linked to sanction of loans/finance of bank proceedings.
- viii. In the matter of Taz Trapezium Zone (TTZ), for air pollution scores of 10 and 20 (as per 2016 methodology), equivalent scores of 30 and 60 (as per 2025 methodology), respectively, may be considered for sectoral guidelines/opinion from NEERI (Ref: Order dated 08.12.2021, in the matter of M.C. Mehta v/s Union of India, Writ Petition (Civil) No.13381/1984, before Hon'ble Supreme Court).
- ix. As per CPCB directions dated 12.12.2019, issued under Section 18(1)(b) of the Water Act, 1974 and the Air Act, 1981, SPCBs/PCCs are required to ensure inspection of red, orange, and green category of industries at least once in six-months, one-year, and two-years, respectively. Common waste treatment facilities and 17 categories of industries are to be inspected at least once in every three-months. (Ref: Order dated 05.11.2019, in the matter of Shailesh Singh v/s State of Haryana & Ors., OA No.639/2018, before Hon'ble National Green Tribunal, Principal Bench).
- x. The sectors which are classified under white or green category and if such sectors have installed Genset(s) of higher capacity which are classified under orange/green category, then such sector will be considered under higher category.
- xi. All Industrial units are encouraged to adopt measures such as cleaner technology/cleaner production, cleaner raw material, cleaner fuel etc., for better environmental management. If such measures result into overall reduction of pollution



index, request regarding change in category of such sectors/units may be made to concerned SPCB/PCC as detailed under Section 8 of this report.

\*\*\*\*\*



## REFERENCES

1. *Bio-medical Waste Management Rules, 2016*. (c3). [Online]. Ministry of Environment, Forest and Climate Change, Government of India. [Accessed 02 April 2024]. Available from: <https://cpcb.nic.in/bio-medical-waste-rules/>
2. California Air Resources Board. *Glossary of Air Pollution Terms*. [Online]. [Accessed 02 February 2024]. Available from: <https://ww2.arb.ca.gov/glossary>
3. Central Pollution Control Board, April 1995. *Classification of Industries for Consent Management*. 1st ed. Printed at Prabhat Publicity, New Delhi – 110002
4. Central Pollution Control Board. *Comprehensive Environmental Pollution Index (CEPI), 2024*. [Online]. [Accessed 25 March 2024]. Available from: [http://www.cepi.cpcb.gov.in/cpcb\\_cepi/vwstactions](http://www.cepi.cpcb.gov.in/cpcb_cepi/vwstactions)
5. Central Pollution Control Board. April 2021. *Pollution Control Acts, Rules & Notifications Issued Thereunder*, [Online]. 7<sup>th</sup> ed. Pollution Control Law Series: PCLS/02/2021. [Accessed 10 December March 2023]. Available from: <https://cpcb.nic.in/7thEditionPollutionControlLawSeries2021.pdf>
6. *Final Document on Revised Classification of Industrial Sectors Under Red, Orange, Green and White Categories, 07 March 2016*. [Online]. Central Pollution Control Board. [Accessed 12 September 2023]. Available from: <https://cpcb.nic.in/openpdffile.php?id=TGF0ZXN0RmlsZS9MYXRlc3RfMTE4X0ZpbmFsX0RpcmVjdGlvbnMucGRm>
7. *Guidelines on Management of Pyro-metallurgical Slags (Iron & Steel Slags) Ver 1.0, December 2023*. [Online]. Central Pollution Control Board. [Accessed 10 January 2024]. Available from: <https://cpcb.nic.in/openpdffile.php?id=TGF0ZXN0RmlsZS80MDBfMTcwMzg0ODIzMV9tZWRpYXBob3RvMTI0MjkucGRm>
8. Government of India, 1988, October 6. Notification S.O. 923(E) of 1988: *Environmental Protection in the Doon Valley*.
9. *Hazardous and other Wastes (Management & Transboundary Movement) Rules, 2016*. [Online]. Ministry of Environment, Forest and Climate Change, Government of India. [Accessed 02 April 2024]. Available from: <https://cpcb.nic.in/bio-medical-waste-rules/>
10. M.C. Mehta v. Union of India & Ors. 2021. Hon'ble Supreme Court of India. Writ Petition (Civil) No.13381/1984. [Accessed 28 May 2024]. Available from: [https://webapi.sci.gov.in/supremecourt/1984/63426/63426\\_1984\\_5\\_1\\_31948\\_Order\\_08-Dec-2021.pdf](https://webapi.sci.gov.in/supremecourt/1984/63426/63426_1984_5_1_31948_Order_08-Dec-2021.pdf)
11. Shailesh Singh v. State of Haryana & Ors. 2019. Hon'ble National Green Tribunal (Principal Bench), OA. No. 639/2018. [Accessed 28 May 2024]. Available from: [https://greentribunal.gov.in/gen\\_pdf\\_test.php?filepath=L25ndF9kb2N1bWVudHMv](https://greentribunal.gov.in/gen_pdf_test.php?filepath=L25ndF9kb2N1bWVudHMv)



[RWZpbGluZ19kb2N1bWVudHMvbmd0ZG9jL2Nhc2Vkb2MvMDcwMTExNjAwMzY1MjAxOC8wNC8wMS8yNS8wNF8yNV8wMDFfMTU4MTMzNTY2ODExMS5wZGY=](https://www.indiacode.nic.in/bitstream/123456789/1389/1/Prevwater1981_41.pdf)

12. *The Air (Prevention and Control of Pollution) Act, 1981*. (c1). [Online]. Government of India. [Accessed 15 March 2024]. Available from:  
[https://www.indiacode.nic.in/bitstream/123456789/1389/1/Prevwater1981\\_41.pdf](https://www.indiacode.nic.in/bitstream/123456789/1389/1/Prevwater1981_41.pdf)
13. *The Environment (Protection) Rules, 1986*. (c3). [Online]. Government of India. Ministry of Environment and Forests (Department of Environment, Forest, and Wildlife). [Accessed 02 April 2024]. Available from:  
[https://upload.indiacode.nic.in/showfile?actid=AC\\_MP\\_74\\_308\\_00003\\_00003\\_1543\\_231806694&type=rule&filename=ep\\_rules\\_1986.pdf](https://upload.indiacode.nic.in/showfile?actid=AC_MP_74_308_00003_00003_1543_231806694&type=rule&filename=ep_rules_1986.pdf)
14. *The Industrial Disputes Act, 1947*. (C2b). [Online]. Government of India. [Accessed 15 April 2024]. Available from:  
<https://www.indiacode.nic.in/bitstream/123456789/15191/1/A1947-14.pdf#search=dispute>
15. *The Occupational Safety, Health, and Working Conditions Code, 2020*. (c2). [Online]. Government of India. Ministry of Law and Justice (Legislative Department). [Accessed 15 April 2024]. Available from:  
[https://labour.gov.in/sites/default/files/osh\\_gazette.pdf](https://labour.gov.in/sites/default/files/osh_gazette.pdf)
16. *The Public Liability Insurance Act, 1991*. (c7). [Online]. Government of India. [Accessed 12 March 2024]. Available from:  
<https://www.indiacode.nic.in/bitstream/123456789/1960/1/A1991-06.pdf#search=9.The%20Public%20Liability%20Insurance%20Act,%201991>
17. *The Water (Prevention and Control of Pollution) Act, 1974*. (c1). [Online]. Government of India. [Accessed 15 March 2024]. Available from:  
<https://www.indiacode.nic.in/bitstream/123456789/1612/3/A1974-06.pdf>



**ANNEXURE-I**  
**(LIST OF INDUSTRIAL SECTORS CLASSIFIED UNDER RED, ORANGE, GREEN, AND WHITE CATEGORIES)**



**LIST OF INDUSTRIAL SECTORS**

S. No.	Sector	W1	W2	W3	PI <sub>w</sub>	A1	A2	A3	PI <sub>A</sub>	H1	H2	PI <sub>H</sub>	Pollution Index (PI)	Category	Remarks	Concerned Division
~A~																
1	Manufacturing of <b>Automobiles</b> (integrated facilities)	20	30	25	75	0	25	0	25	25	20	45	83.8	Red	<p>i. Such types of plants are having either one or combinations of polluting activities viz. washing, metal surface finishing operations, pickling, plating, electro-plating, phosphating, painting, heat treatment etc.</p> <p>ii. Some of such plants may outsource some /all of the polluting activities or may have stand-alone units. In such cases, after thorough inspection of such units by concerned SPCB, re-categorization of the industry shall be made accordingly.</p>	IPC-V
2	<b>Asbestos</b> and asbestos based industries	10	30	25	65	35	30	30	95	25	30	55	98	Red	Asbestos is carcinogenic and banned in many countries.	IPC-II
3	<b>Almirah</b> , Grill Manufacturing (Dry Mechanical Process)	0	0	0	0	0	30	0	30	0	0	0	30	Green		IPC-V
~B~																
4.0	<b>BAKERY, CONFECTIONERY AND SWEETS PRODUCTS</b>															
4.1	Bakery, confectionery, sweets with production capacity $\geq 1$ TPD	25	0	20	45	25	0	25	50	0	0	0	61.3	Orange		IPC-III

S. No.	Sector	W1	W2	W3	PI <sub>w</sub>	A1	A2	A3	PI <sub>A</sub>	H1	H2	PI <sub>H</sub>	Pollution Index (PI)	Category	Remarks	Concerned Division
4.2	Bakery, confectionery, sweets with production capacity $\geq$ 1 TPD. (using cleaner/gaseous fuel)	25	0	20	45	25	0	10	35	0	0	0	54.6	Green		IPC-III
<b>5.0</b>	<b>BRICK MANUFACTURING</b>															
5.1	Brick kilns using coal as fuel	0	0	0	0	25	25	25	75	0	0	0	75	Orange		IPC-V
5.2	Brick kilns using biomass as fuel	0	0	0	0	25	25	15	65	0	0	0	65	Orange		IPC-V
5.3	Tunnel brick kilns (gas fired)	0	0	0	0	25	25	10	60	0	0	0	60	Orange		IPC-V
<b>6.0</b>	<b>MANUFACTURING OF AUTOCLAVED AERATED CONCRETE (AAC) BRICKS/BLOCKS.</b>															
6.1	AAC bricks/blocks manufacturing using coal as fuel (12 TPD and above)	0	0	0	0	25	25	30	80	0	0	0	80	Red		IPC-V
6.2	AAC bricks/blocks manufacturing using coal as fuel (less than 12 TPD)	0	0	0	0	25	25	25	75	0	0	0	75	Orange		IPC-V
6.3	AAC bricks/blocks manufacturing using biomass as fuel	0	0	0	0	25	25	20	70	0	0	0	70	Orange		IPC-V
6.4	AAC bricks/blocks manufacturing using gas as fuel	0	0	0	0	25	25	15	65	0	0	0	65	Orange		IPC-V
<b>7.0</b>	<b>FLY ASH BRICKS / BLOCK MANUFACTURING</b>															
7.1	Fly ash bricks/ block manufacturing (with boiler)	0	0	0	0	25	25	25	75	0	0	0	75	Orange		IPC-V
7.2	Fly ash bricks/ block manufacturing (without boiler)	0	0	0	0	0	25	0	25	0	0	0	25	Green		IPC-V
<b>8.0</b>	<b>MANUFACTURING OF NON-ALCOHOLIC BEVERAGES</b>															
8.1	Wastewater generation $\geq$ 100 KLD	25	20	30	75	25	0	25	50	0	0	0	81.3	Red		IPC-III
8.2	Wastewater generation < 100 KLD	25	20	25	70	25	0	25	50	0	0	0	77.5	Orange		IPC-III

S. No.	Sector	W1	W2	W3	PI <sub>w</sub>	A1	A2	A3	PI <sub>A</sub>	H1	H2	PI <sub>H</sub>	Pollution Index (PI)	Category	Remarks	Concerned Division
<b>9.0</b>	<b>BATTERY MANUFACTURING</b>															
9.1	Lead-acid <b>Battery</b> manufacturing (excluding assembling and charging of lead acid <b>Battery</b> in micro-scale)	0	30	20	50	35	30	25	90	25	10	35	94.3	Red		IPC-V
9.2	Dry cell <b>Battery</b> (excluding manufacturing of electrodes) and assembling & charging of acid lead battery on micro scale	0	30	15	45	25	25	10	60	25	10	35	76	Orange		IPC-V
9.3	<b>Battery</b> manufacturing without boiler (excluding lead acid battery)	0	0	0	0	0	25	0	25	25	10	35	43.1	Green		IPC-V
10	<b>Briquette</b> manufacturing (coal/biomass/coke)	0	0	0	0	0	30	0	30	0	0	0	30	Green	The process involves mixing, mechanized compression and drying.	IPC-II
11	Assembly of <b>Bicycles</b> , <b>Baby</b> carriages and other small non motorizing vehicles	0	0	0	0	0	0	0	0	0	0	0	0	White		IPC-V
12	<b>Bailing</b> (hydraulic press) of waste papers	0	0	0	0	0	0	0	0	0	0	0	0	White		IPC-V
13	<b>Bio fertilizer</b> and bio-pesticides without using inorganic chemicals	0	0	0	0	0	20	0	20	0	0	0	20	White		IPC-V
14	<b>Block</b> making of printing without foundry (excluding wooden block making)	0	0	0	0	0	0	0	0	0	0	0	0	White		IPC-V

S. No.	Sector	W1	W2	W3	PI <sub>w</sub>	A1	A2	A3	PI <sub>A</sub>	H1	H2	PI <sub>H</sub>	Pollution Index (PI)	Category	Remarks	Concerned Division
15	Flavoured <b>Betel</b> nuts production/ grinding (completely dry mechanical operations)	0	0	0	0	0	0	0	0	0	0	0	0	White		IPC-V
16	Manufacturing of shoe <b>Brush</b> and wire <b>Brush</b>	0	0	0	0	0	20	0	20	0	0	0	20	White		IPC-V
~C~																
<b>17.0</b>	<b>MANUFACTURING OF INDUSTRIAL CARBON INCLUDING ELECTRODES AND GRAPHITE BLOCKS, ACTIVATED CARBON, CARBON BLACK</b>															
17.1	Carbon black manufacturing	20	15	20	55	25	30	30	85	30	20	50	92.9	Red		IPC-I
17.2	Industrial carbon including electrodes & graphite blocks and calcined pet coke	20	15	20	55	25	25	25	75	30	10	40	86.9	Red		IPC-II
17.3	Activated carbon manufacturing (with steam activation)	20	15	20	55	25	25	15	65	0	0	0	74.6	Orange		IPC-V
<b>18.0</b>	<b>INORGANIC CHEMICALS</b>															
18.1	Basic inorganic chemicals and electro chemicals and its derivatives including manufacturing of acid	10	30	25	65	30	30	20	80	20	20	40	90.5	Red		IPC-I
18.2	Phosphorous and its compounds, including phosphorous rock processing	20	30	20	70	35	25	10	70	10	30	40	86.5	Red		IPC-I
18.3	Chlorates, per-chlorates & peroxides	20	30	20	70	30	20	25	75	20	20	40	88.8	Red		IPC-I
18.4	Chlorine, fluorine, bromine, iodine, and their compounds	10	30	25	65	35	20	10	65	20	20	40	83.4	Red		IPC-I
19	Coke oven plant, coal liquefaction, coal tar distillation and fuel gas-making	30	30	30	90	25	30	35	90	25	50	75	98.3	Red		IPC-II
<b>20.0</b>	<b>CEMENT PLANTS</b>															

S. No.	Sector	W1	W2	W3	PI <sub>w</sub>	A1	A2	A3	PI <sub>A</sub>	H1	H2	PI <sub>H</sub>	Pollution Index (PI)	Category	Remarks	Concerned Division
20.1	With co-processing with CPP (Captive Power Plant)	20	25	35	80	35	30	35	100	10	50	60	100	Red		IPC-II
20.2	With co-processing without CPP	20	0	20	40	35	30	35	100	30	20	50	100	Red		IPC-II
20.3	Without co-processing with CPP	10	25	35	70	35	30	35	100	10	50	60	100	Red		IPC-II
20.4	Without co-processing without CPP	0	0	0	0	25	30	35	90	30	10	40	92	Red		IPC-II
20.5	Stand-alone grinding units with CPP	20	25	35	80	25	30	35	90	10	50	60	97	Red		IPC-II
20.6	Stand-alone grinding units without CPP	0	0	0	0	25	30	0	55	30	10	40	64	Orange		IPC-II
20.7	Bulk terminals for storage and packaging of cement	0	0	0	0	0	30	0	30	0	0	0	30	Green		IPC-II
<b>21.0</b>	<b>CHLOR ALKALI</b>															
21.1	Chlor alkali	10	20	25	55	30	25	25	80	20	20	40	89.5	Red		IPC-I
21.2	Chlor alkali using washed salt	10	20	15	45	30	25	25	80	20	10	30	87.5	Red		IPC-I
21.3	Chlor alkali using cleaner/gaseous fuel	10	20	25	55	30	25	10	65	20	20	40	81.6	Red		IPC-I
21.4	Chlor alkali using cleaner/gaseous fuel and washed salt	10	20	15	45	30	25	10	65	20	10	30	78.1	Orange		IPC-I
<b>22</b>	<b>Manufacturing of Compact disc Computer (CD/DVD) / cassette manufacturing / reel manufacturing</b>	0	15	15	30	30	0	0	30	20	10	30	51	Green		IPC-V
<b>23.0</b>	<b>MANUFACTURING OF COIR/COIR PITH AND COIR PRODUCTS</b>															
23.1	Coir bleaching and dyeing/printing units	25	0	25	50	25	25	20	70	0	0	0	77.5	Orange		IPC-V
23.2	Coir fibre/pith processing units generating effluent	25	0	20	45	0	25	0	25	0	0	0	51.9	Green		IPC-V

S. No.	Sector	W1	W2	W3	PI <sub>w</sub>	A1	A2	A3	PI <sub>A</sub>	H1	H2	PI <sub>H</sub>	Pollution Index (PI)	Category	Remarks	Concerned Division
23.3	Coir fibre/pith processing and/or Manufacturing of coir products from coir (only dry process)	0	0	0	0	0	20	0	20	0	0	0	20	White		IPC-V
24.0	<b>CERAMICS</b>															
24.1	Ceramics/ Glass /Earthen potteries and tile manufacturing using coal/oil fired kilns (fuel consumption: 12 TPD and above)	0	0	0	0	25	25	30	80	0	0	0	80	Red		IPC-V
24.2	Ceramics/ Glass /Earthen potteries and tile manufacturing using coal/oil fired kilns (fuel consumption: less than 12 TPD)	0	0	0	0	25	25	25	75	0	0	0	75	Orange		IPC-V
24.3	Ceramics/ Glass /Earthen potteries and tile manufacturing (using gas fired kilns)/tunnel kiln	0	0	0	0	25	25	10	60	0	0	0	60	Orange		IPC-V
24.4	Ceramics/ Glass /Earthen potteries and tile manufacturing (using only electrical kiln)	0	0	0	0	0	25	0	25	0	0	0	25	Green		IPC-V
25	<b>Coal Washeries</b>	20	25	30	75	0	25	0	25	0	0	0	78.1	Orange		IPC-II
26	Liquid floor Cleaner, black phenyl, liquid soap, glycerol mono-stearate manufacturing	25	25	15	65	0	20	0	20	0	0	0	68.5	Orange		IPC-V
27	Phenyl/toilet Cleaner formulation and bottling	10	0	15	25	0	20	0	20	0	0	0	32.5	Green		IPC-V

S. No.	Sector	W1	W2	W3	PI <sub>w</sub>	A1	A2	A3	PI <sub>A</sub>	H1	H2	PI <sub>H</sub>	Pollution Index (PI)	Category	Remarks	Concerned Division
28	Cashew nut processing	20	0	15	35	25	20	15	60	0	0	0	67	Orange		IPC-III
<b>29.0</b>	<b>COFFEE SEEDS PROCESSING INDUSTRY</b>															
29.1	Coffee seeds processing (wet process)	35	0	20	55	25	0	15	40	0	0	0	64	Orange		IPC-III
29.2	Coffee seeds processing with eco-pulper	20	0	15	35	25	0	15	40	0	0	0	50.5	Green		IPC-III
30	Manufacturing of Candy	10	0	15	25	0	0	0	0	0	0	0	25	Green		IPC-V
31	Cardboard or corrugated box and paper products (excluding paper or pulp manufacturing and without using boilers)	0	0	0	0	0	20	0	20	0	0	0	20	White		IPC-V
32	Manufacturing of precast Cement products (without using asbestos/ boiler / steam curing) like pipe ,pillar, jafri, well ring, block/tiles etc.(should be done in closed covered shed to control fugitive emissions)	0	0	15	15	0	25	0	25	0	0	0	30.6	Green		IPC-V
33	Manufacturing of Ceramic Colour by mixing & blending only (not using boiler and wastewater recycling process)	0	0	0	0	0	25	0	25	0	0	0	25	Green		IPC-V
<b>34.0</b>	<b>CHILLING PLANT, COLD STORAGE AND ICE-MAKING</b>															
34.1	Chilling plant	20	15	15	50	0	0	0	0	0	0	0	50	Green		IPC-IV
34.2	Cold storage	0	15	15	30	0	0	0	0	0	0	0	30	Green		IPC-V
34.3	Ice Making	0	20	15	35	0	0	0	0	0	0	0	35	Green		IPC-V

S. No.	Sector	W1	W2	W3	PI <sub>w</sub>	A1	A2	A3	PI <sub>A</sub>	H1	H2	PI <sub>H</sub>	Pollution Index (PI)	Category	Remarks	Concerned Division
35	Decoration of <b>Ceramic Cups</b> and plates by electric furnace	0	0	0	0	0	25	0	25	0	0	0	25	Green		IPC-V
36	Ready mix <b>Cement Concrete</b>	0	0	0	0	0	30	0	30	0	0	0	30	Green		IPC-V
37	<b>CO2</b> recovery plant	0	0	0	0	0	0	0	0	20	10	30	30	Green	Exhausted molecular sieves are generated as hazardous waste.	IPC-V
38	Assembly of air <b>Coolers/Conditioners</b> , repairing and servicing	0	0	0	0	0	0	0	0	0	0	0	0	White		IPC-V
39	<b>Chalk</b> making from plaster of Paris ( only casting without boilers etc.(sun drying / electrical oven)	0	0	0	0	0	0	0	0	0	0	0	0	White		IPC-V
40	Standalone manufacturing of <b>Concrete</b> admixtures up to 1000 MT per Month capacity by physical mixing (without boiler and reactor and no generation of wastewater)	0	0	0	0	0	0	0	0	10	10	20	20	White	The sector may become green category if it generates wastewater. The unit needs to be re-classified as per the methodology in case the capacity exceeds 1000 MT per Month.	IPC-V
41	Used <b>Cooking</b> oil (UCO) collection centers	0	0	0	0	0	0	0	0	0	0	0	0	White		IPC-V

~D~

S. No.	Sector	W1	W2	W3	PI <sub>w</sub>	A1	A2	A3	PI <sub>A</sub>	H1	H2	PI <sub>H</sub>	Pollution Index (PI)	Category	Remarks	Concerned Division
<b>42.0 DYES, DYE INTERMEDIATES AND PIGMENT PRODUCTIONS</b>																
42.1	Dyes, Dye Intermediates and Pigments produced by chemical synthesis	35	30	25	90	30	20	25	75	30	20	50	96.3	Red		IPC-I
42.2	Natural Dye and Pigments requiring acidic/ alkaline/ solvent extraction	30	30	20	80	25	20	25	70	20	10	30	90	Red		IPC-I
42.3	Natural Dye and Pigments not require acidic/ alkaline/ solvent extraction	30	20	20	70	25	0	25	50	0	0	0	77.5	Orange		IPC-I
<b>43.0 SYNTHETIC DETERGENT AND SOAPS</b>																
43.1	Synthetic detergents and soaps (wastewater generation ≥ 100 KLD)	20	20	30	70	25	0	25	50	25	10	35	82.8	Red		IPC-I
43.2	Synthetic detergents and soaps (wastewater generation < 100 KLD)	20	20	25	65	25	0	25	50	25	10	35	79.9	Orange		IPC-I
43.3	Synthetic detergents and soaps (only formulation)	0	0	0	0	25	0	25	50	0	0	0	50	Green		IPC-I
43.4	Soap manufacturing (handmade -without steam boiling / boiler)	0	0	0	0	0	0	0	0	0	0	0	0	White		IPC-V
<b>DISTILLERIES AND FERMENTATION SECTORS</b>																
<b>44.0 DISTILLERIES AND FERMENTATION INDUSTRIES</b>																
44.1	Distillery (Molasses based)	35	25	35	95	25	25	35	85	0	0	0	97.1	Red		IPC-III
44.2	Distillery (Grain based)	35	25	30	90	25	25	25	75	0	0	0	93.8	Red		IPC-III
44.3	Distillery (Grain based) with Distiller's Dried Grains with Soluble (DDGS) as by-product	25	25	20	70	25	25	25	75	0	0	0	83.8	Red		IPC-III
44.4	Standalone yeast manufacturing units	35	25	35	95	25	20	25	70	0	0	0	96.8	Red		IPC-III

S. No.	Sector	W1	W2	W3	PI <sub>w</sub>	A1	A2	A3	PI <sub>A</sub>	H1	H2	PI <sub>H</sub>	Pollution Index (PI)	Category	Remarks	Concerned Division
44.5	Breweries and malteries industry (with fermentation)- Wastewater generation ≥ 100 KLD	30	15	30	75	25	0	25	50	0	0	0	81.3	Red		IPC-III
44.6	Breweries and malteries industry (with fermentation)- Wastewater generation < 100 KLD	30	15	25	70	25	0	25	50	0	0	0	77.5	Orange		IPC-III
44.7	Potable alcohol by blending, bottling of alcohol products	20	0	25	45	0	0	0	0	0	0	0	45	Green		IPC-III
45	Diesel pump repairing and servicing (complete mechanical dry process)	0	0	0	0	0	0	0	0	10	10	20	20	White		IPC-V
~E~																
46	Manufacturing of Explosives, detonators, fuses, etc.	25	30	15	70	0	30	0	30	30	10	40	80.5	Red	Explosives manufacture contribute to release of hazardous pollutants, including generation of other toxic chemicals. Accident/safety hazard is also associated with such sector during manufacturing and usages.	IPC-I
47	Manufacturing of coated Electrode	0	15	15	30	0	25	0	25	0	0	0	38.8	Green	Process involves preparation of core wire / rod, preparation of dry mix, preparation of wet mix, application of coating by extrusion, baking of coated electrodes.	IPC-V
48	Emery powder (fine dust of sand) manufacturing	0	0	0	0	0	30	0	30	0	0	0	30	Green	Fugitive emissions from grinding operations.	IPC-V

S. No.	Sector	W1	W2	W3	PI <sub>w</sub>	A1	A2	A3	PI <sub>A</sub>	H1	H2	PI <sub>H</sub>	Pollution Index (PI)	Category	Remarks	Concerned Division
49	Electric lamp (bulb) and CFL manufacturing by assembling only	0	0	0	0	0	0	0	0	0	0	0	0	White		IPC-V
50	Electrical and electronic item assembling (completely dry process)	0	0	0	0	0	0	0	0	0	0	0	0	White		IPC-V
51	Engineering and fabrication units (dry process without any heat treatment / metal surface finishing operations / painting)	0	0	0	0	0	0	0	0	0	0	0	0	White		IPC-V
~F~																
<b>52.0</b>	<b>FIBRE GLASS (FIBRE REINFORCED PLASTIC) PRODUCTION</b>															
52.1	Fibre glass (containing lead) production and processing (excluding moulding)	0	0	0	0	35	0	25	60	25	20	45	69	Orange		IPC-V
52.2	Fibre glass (without lead) production and processing (excluding moulding)	0	0	0	0	30	0	25	55	25	20	45	65.1	Orange	The use of styrene in most methods of fibre glass production causes hazardous air pollution that is harmful to breathe at excessive levels.	IPC-V
53	Manufacturing of Firecrackers including improved crackers/green crackers, etc.	0	0	0	0	35	30	0	65	30	10	40	72	Orange	Various hazardous chemicals are used in the manufacturing process. Accident/safety hazard is also associated with such sector during manufacturing and usages.	IPC-V
<b>54.0</b>	<b>SYNTHETIC FIBRES MANUFACTURING</b>															
54.1	Synthetic fibres-PSF & PFY, generated from petrochemical	35	30	35	100	30	25	35	90	30	20	50	100	Red		IPC-I

S. No.	Sector	W1	W2	W3	PI <sub>w</sub>	A1	A2	A3	PI <sub>A</sub>	H1	H2	PI <sub>H</sub>	Pollution Index (PI)	Category	Remarks	Concerned Division
54.2	Synthetic fibres including rayon, tyre cord, viscose filament yarn/staple fibre, acrylic fibres	25	20	25	70	30	20	25	75	20	10	30	87.5	Red		IPC-I
54.3	Synthetic fibres including rayon, tyre cord, viscose filament yarn/staple fibre, acrylic fibres using cleaner/gaseous fuel	25	20	25	70	30	20	10	60	20	10	30	83.5	Red		IPC-I
<b>55.0</b>	<b>FERTILIZERS PRODUCTION</b>															
55.1	Fertilizers (Urea)	10	30	35	75	30	30	20	80	20	30	50	92.5	Red		IPC-I
55.2	Fertilizers (Calcium Ammonium Nitrate/Ammonium Nitrate)	10	30	25	65	30	25	25	80	20	20	40	90.5	Red		IPC-I
55.3	Fertilizers (NPK)	10	30	25	65	30	25	25	80	20	20	40	90.5	Red		IPC-I
55.4	Fertilizers (Straight Phosphatic Fertilizers)	10	30	25	65	30	25	25	80	20	20	40	90.5	Red		IPC-I
55.5	Fertilizer (granulation /formulation / blending) generating wastewater through floor washings, cooling towers etc.	10	30	15	55	30	30	0	60	10	10	20	75	Orange		IPC-I
55.6	Fertilizer (granulation /formulation / blending) not generating wastewater	0	0	0	0	30	30	0	60	10	10	20	64	Orange		IPC-I
<b>56.0</b>	<b>FOOD AND FOOD PROCESSING INCLUDING FRUITS AND VEGETABLE PROCESSING</b>															
56.1	Wastewater generation ≥ 10 KLD	25	0	25	50	25	0	25	50	0	0	0	62.5	Orange		IPC-III
56.2	Wastewater generation < 10 KLD (without boiler)	25	0	15	40	0	0	0	0	0	0	0	40	Green		IPC-III
<b>57.0</b>	<b>FISH FEED, POULTRY FEED AND CATTLE FEED</b>															
57.1	Fish feed, poultry feed and cattle feed (with boiler)	0	20	15	35	25	25	25	75	0	0	0	79.4	Orange		IPC-V

S. No.	Sector	W1	W2	W3	PI <sub>w</sub>	A1	A2	A3	PI <sub>A</sub>	H1	H2	PI <sub>H</sub>	Pollution Index (PI)	Category	Remarks	Concerned Division
57.2	Fish feed, poultry feed and cattle feed (without boiler)	0	0	0	0	0	25	0	25	0	0	0	25	Green		IPC-V
58	Fish processing and packing (excluding chilling of fishes)	25	25	20	70	0	20	0	20	0	0	0	73	Orange		IPC-IV
<b>59.0</b>	<b>MANUFACTURING OF MODULAR WOODEN FURNITURE</b>															
59.1	Modular wooden furniture from particle board, MDF, swan timber etc, Ceiling tiles/ partition board from saw dust, wood chips etc., and other agricultural waste using synthetic adhesive resin, wooden box making (With boiler)	0	0	0	0	25	25	10	60	0	0	0	60	Orange		IPC-V
59.2	Modular wooden furniture from particle board, MDF, swan timber etc, Ceiling tiles/ partition board from saw dust, wood chips etc., and other agricultural waste using synthetic adhesive resin, wooden box making (Without boiler)	0	0	0	0	0	25	0	25	0	0	0	25	Green		IPC-V
<b>60.0</b>	<b>CARPENTRY &amp; WOODEN FURNITURE MANUFACTURING</b>															
60.1	Carpentry & wooden furniture manufacturing with spray painting (excluding saw mill) with the help of electrical (motorized) machines such as electrical wood planner, steel saw cutting circular blade, etc.	0	0	0	0	0	25	0	25	0	0	0	25	Green		IPC-V

S. No.	Sector	W1	W2	W3	PI <sub>w</sub>	A1	A2	A3	PI <sub>A</sub>	H1	H2	PI <sub>H</sub>	Pollution Index (PI)	Category	Remarks	Concerned Division
60.2	Carpentry & wooden furniture manufacturing without spray painting (excluding saw mill) with the help of electrical (motorized) machines such as electrical wood planner, steel saw cutting circular blade, etc.	0	0	0	0	0	0	0	0	0	0	0	0	White		IPC-V
61	Foam manufacturing	0	0	0	0	35	0	0	35	20	10	30	44.8	Green	Emissions of VOCs and HAPs. Raw materials are polyurethane, latex etc.	IPC-V
62	Flour mills (dry process)	0	0	0	0	0	25	0	25	0	0	0	25	Green	Separate classification for domestic flour mills may not require.	IPC-V
<b>63.0</b>	<b>STEEL FURNITURE INDUSTRY (Obnoxious gases from welding.)</b>															
63.1	Steel furniture with spray painting	0	0	0	0	0	25	0	25	0	0	0	25	Green		IPC-V
63.2	Steel furniture without spray painting	0	0	0	0	0	0	0	0	0	0	0	0	White		IPC-V
~G~																
<b>64.0</b>	<b>MANUFACTURING OF GLUE AND GELATIN</b>															
64.1	Manufacturing of glue and gelatin using coal/liquid fuel	25	20	15	60	25	20	25	70	10	10	20	82	Red		IPC-I
64.2	Manufacturing of glue and gelatin by using biomass/cleaner fuel	25	20	15	60	25	20	15	60	10	10	20	76	Orange		IPC-I
<b>65.0</b>	<b>MANUFACTURING OF GLASS (INCLUDING PRINTING OR ETCHING OF GLASS SHEET USING HYDROFLUORIC ACID)</b>															
65.1	Manufacturing of glass (Oil/coal fired)	0	15	15	30	25	25	25	75	0	0	0	78.8	Orange		IPC-V
65.2	Manufacturing of glass (gas fired)	0	15	15	30	25	25	10	60	0	0	0	66	Orange		IPC-V

S. No.	Sector	W1	W2	W3	PI <sub>w</sub>	A1	A2	A3	PI <sub>A</sub>	H1	H2	PI <sub>H</sub>	Pollution Index (PI)	Category	Remarks	Concerned Division
66	Producer Gas plant using conventional coal <b>Gasification</b>	20	25	15	60	25	0	25	50	30	10	40	78	Orange		IPC-V
<b>67.0 COMPRESSED BIOGAS (CBG)/BIO-CNG PLANTS</b>																
67.1	CBG plants based on Municipal Solid Waste (MSW) as feed	30	25	25	80	0	20	0	20	0	0	0	82	Red		UPC-II
67.2	CBG plants based on process waste (industrial/ process liquid effluent & solid waste like press mud, organic sludge, molasses, etc.) as feed	30	25	25	80	0	20	0	20	0	0	0	82	Red		IPC-III
67.3	CBG plants based on crop residue (paddy straw /wheat straw /corn sweet sorghum/ Napier grass, etc.) as feed	30	25	20	75	0	20	0	20	0	0	0	77.5	Orange		IPC-III
67.4	CBG plants based on animal waste (dairy farms, poultry farms, and other animal waste) as feed	30	25	20	75	0	20	0	20	0	0	0	77.5	Orange		IPC-III
67.5	CBG plants producing Fermented Organic Manure (FOM) & Liquid Fermented Organic Manure (LFOM) as by-products	0	0	0	0	0	20	0	20	0	0	0	20	White	CBG plants producing FOM & LFOM as by-products in conformity with requirements of Gazette Notification No. 2051 dated 14.07.2020 & No. 1972 dated 01.06.2021, respectively, and utilizing entire FOM & LFOM as a fertilizer or manure on land and also not discharging any waste-water, to be considered under White category, subject to verification by SPCB on case-to-case basis.	IPC-III

S. No.	Sector	W1	W2	W3	PI <sub>w</sub>	A1	A2	A3	PI <sub>A</sub>	H1	H2	PI <sub>H</sub>	Pollution Index (PI)	Category	Remarks	Concerned Division	
<b>68.0</b>	<b>STANDALONE PRODUCTION OF HYDROGEN AND/OR AMMONIA (WITHOUT CAPTIVE POWER PLANT USING FOSSIL FUEL)</b>																
68.1	Integrated unit for production of Ammonia through Hydrogen generated by pyrolysis/gasification	20	25	20	65	20	25	25	70	30	20	50	87.3	Red	<p>i. Pyrolysis of biomass will generate syn gas and other condensable gases having hydrocarbons and other impurities.</p> <p>ii. Purification of gas will generate wastewater having high organic content and tarry residue as hazardous waste.</p> <p>iii. The process will generate fugitive emissions and due to pyrolysis operation.</p>	IPC-I	
68.2	Integrated unit for production of ammonia through Hydrogen generated by electrolysis using renewable energy (capacity ≥ 15 TPD)	10	25	35	70	0	20	0	20	30	20	50	80.5	Red	<p>i. Ammonia manufacturing process (Haber process) and associated safety hazards remain same as per the chemical properties of ammonia.</p> <p>ii. Wastewater generation due to the production of hydrogen through electrolysis and condensation of ammonia, other scrubbed liquid etc.</p> <p>iii. Generation of ETP sludge, exhausted membranes, molecular sieves, spent catalysts, etc. as hazardous waste.</p>	IPC-I	

S. No.	Sector	W1	W2	W3	PI <sub>w</sub>	A1	A2	A3	PI <sub>A</sub>	H1	H2	PI <sub>H</sub>	Pollution Index (PI)	Category	Remarks	Concerned Division
68.3	Integrated unit for production of Ammonia through hydrogen generated by electrolysis using renewable energy (Capacity < 15 TPD)	10	25	20	55	0	20	0	20	30	10	40	68.5	Orange	<p>i. Ammonia manufacturing process (Haber process) and associated safety hazards remains same as per the chemical properties of ammonia.</p> <p>ii. Wastewater generation due to production of hydrogen through electrolysis and condensation of ammonia, other scrubbed liquid etc.</p> <p>iii. Generation of ETP sludge, exhausted membranes, molecular sieves, spent catalysts, etc. as hazardous waste.</p>	IPC-I
68.4	Hydrogen production through pyrolysis/gasification	20	25	20	65	20	25	25	70	30	10	40	85.8	Red	<p>i. Pyrolysis of biomass will generate syn gas and other condensable gases having hydrocarbons and other impurities.</p> <p>ii. Purification of gas will generate wastewater having high organic content and tarry residue as hazardous waste.</p> <p>iii. The process will generate fugitive emissions and due to pyrolysis operation.</p>	IPC-I

S. No.	Sector	W1	W2	W3	PI <sub>w</sub>	A1	A2	A3	PI <sub>A</sub>	H1	H2	PI <sub>H</sub>	Pollution Index (PI)	Category	Remarks	Concerned Division
68.5	Hydrogen production through electrolysis using raw/seawater and renewable energy (capacity $\geq$ 2.5 TPD)	0	20	35	55	0	0	0	0	30	10	40	64.0	Orange	<p>i. Type of electrolyzers may include Alkaline Water Electrolyser (AWE), Proton Exchange Membrane (PEM), Solid Oxide Electrolyser Cell (SOEC) and Anion Exchange Membrane (AEM), etc.</p> <p>ii. Generation of DM reject, cooling tower blowdown, draining of alkaline/electrolyser water during maintenance, etc. as wastewater.</p> <p>iii. Generation of ETP sludge, exhausted membranes, molecular sieves, spent catalysts, etc. as hazardous waste.</p>	IPC-I
68.6	Hydrogen production through electrolysis using raw/sea water and renewable energy (capacity $<$ 2.5 TPD)	0	20	20	40	0	0	0	0	30	10	40	52.0	Green	<p>i. Type of electrolyzers may include Alkaline Water Electrolyser (AWE), Proton Exchange Membrane (PEM), Solid Oxide Electrolyser Cell (SOEC) and Anion Exchange Membrane (AEM), etc.</p> <p>ii. Generation of DM reject, cooling tower blowdown, draining of alkaline/electrolyser water during maintenance, etc. as wastewater.</p> <p>iii. Generation of ETP sludge, exhausted membranes, molecular sieves, spent catalysts, etc. as hazardous waste.</p>	IPC-I
68.7	Hydrogen production through electrolysis (using	0	0	0	0	0	0	0	0	0	10	10	10.0	White	<p>i. DM water as feed water for electrolyser and cooling/chilling</p>	IPC-I

S. No.	Sector	W1	W2	W3	PI <sub>w</sub>	A1	A2	A3	PI <sub>A</sub>	H1	H2	PI <sub>H</sub>	Pollution Index (PI)	Category	Remarks	Concerned Division
	renewable energy) on BOO/BOOT/BOT, mode etc., located in the premises of end user industry and directly using de-mineralized water & other utilities (cooling tower, ETP, etc.) sourced from end user industry														water requirement to be met by the end user industry.  ii. Wastewater and other waste generated during O&M shall also be managed by the end user industry.	
69	Glue from starch (physical mixing) with Gas/ electrically operated oven /boiler.	0	0	0	0	25	0	10	35	0	0	0	35	Green		IPC-V
70	Gold and silver smithy (purification with acid smelting operation and sulphuric acid polishing operation) (using less or equal to 1 litre of sulphuric acid/ nitric acid per month)	0	0	0	0	25	0	0	25	0	0	0	25	Green		IPC-V
71	Compressed oxygen Gas from crude liquid oxygen (without use of any solvents and by maintaining pressure & temperature only for separation of other Gases)	0	0	0	0	0	0	0	0	0	0	0	0	White		IPC-V
72	Glass and ampules and vials making from Glass tubes	0	0	0	0	0	0	0	0	0	0	0	0	White		IPC-V
73	Ground nut decorticating	0	0	0	0	0	0	0	0	0	0	0	0	White		IPC-V

S. No.	Sector	W1	W2	W3	PI <sub>w</sub>	A1	A2	A3	PI <sub>A</sub>	H1	H2	PI <sub>H</sub>	Pollution Index (PI)	Category	Remarks	Concerned Division
74	Medical Oxygen	0	0	0	0	0	0	0	0	10	10	20	20	White	The sector may become green category if it generates wastewater	IPC-V
~H~																
75.0	HOT MIX PLANTS															
75.1	Hot mix plants using oil as fuel	0	0	0	0	25	25	25	75	0	0	0	75	Orange		IPC-V
75.2	Hot mix plants using gaseous as fuel	0	0	0	0	25	25	10	60	0	0	0	60	Orange		IPC-V
76	Hazardous waste pre-processing/processing facility including spent acid processing, spent solvent recovery, etc.	25	30	15	70	25	25	15	65	30	20	50	87.3	Red		WM-II
77	Handloom/ carpet weaving (without dyeing and bleaching operation)	0	0	0	0	0	0	0	0	0	0	0	0	White		IPC-V
~I~																
78	Ice cream manufacturing units	25	25	20	70	25	0	25	50	0	0	0	77.5	Orange		IPC-IV
79	Printing Ink Manufacturing	20	30	15	65	0	20	10	30	30	10	40	77.3	Orange	In the process pigments, binders and solvents are used. VOCs are generated.	IPC-I

S. No.	Sector	W1	W2	W3	PI <sub>w</sub>	A1	A2	A3	PI <sub>A</sub>	H1	H2	PI <sub>H</sub>	Pollution Index (PI)	Category	Remarks	Concerned Division
80	Manufacturing of scientific and mathematical <b>Instrument</b> (assembling only)	0	0	0	0	0	0	0	0	0	0	0	0	White		IPC-V
~J~																
<b>81.0</b>	<b>JUTE PROCESSING</b>															
81.1	Jute processing (with dyeing / with boiler)	25	20	25	70	25	0	25	50	0	0	0	77.5	Orange		IPC-III
81.2	Jute processing (without dyeing / without boiler)	20	0	20	40	0	0	0	0	0	0	0	40	Green		IPC-III
81.3	Manufacturing of products from jute (without dyeing/ without boiler)	0	0	0	0	0	0	0	0	0	0	0	0	White		IPC-III
~L~																
82	<b>Lime</b> manufacturing (using lime kiln)	0	0	0	0	25	0	30	55	0	0	0	55	Orange		IPC-V
83	<b>Leather</b> foot wear and <b>Leather</b> products (excluding tanning and hide processing)	0	0	0	0	0	20	0	20	0	0	0	20	White	Fumes due to use of adhesives / gums.	IPC-IV
84	Manufacturing of optical <b>Lenses</b> (using electrical furnace)	0	20	15	35	0	0	0	0	0	0	0	35	Green		IPC-V
85	<b>Leather</b> cutting and stitching (more than 10 machine and using motor)	0	0	0	0	0	0	0	0	0	0	0	0	White		IPC-V
~M~																

S. No.	Sector	W1	W2	W3	PI <sub>w</sub>	A1	A2	A3	PI <sub>A</sub>	H1	H2	PI <sub>H</sub>	Pollution Index (PI)	Category	Remarks	Concerned Division
86	Mobile towers using genset(s)	0	0	0	0	25	0	25	50	0	0	0	50	Green	i. The used oil/waste oil generated during repair and maintenance need to be disposed through authorized hazardous waste recycler by service provider/OEM.  ii. Order dated 24.08.2017 in the related matter with OA No. 83(THC) OF 2012 (Bharti Infratel Ltd.) may be referred for issuance of composite consent in case of mobile towers.	UPC-I
<b>87.0</b>	<b>MILK PROCESSES AND DAIRY PRODUCTS</b>															
87.1	Milk processes and dairy products (integrated project)	30	25	30	85	25	20	30	75	0	0	0	90.6	Red		IPC-IV
87.2	Dairy and dairy products (Small scale units), using coal/biomass as fuel (Wastewater generation ≥ 100 KLD)	25	25	30	80	25	0	25	50	0	0	0	85	Red		IPC-IV
87.3	Dairy and dairy products (Small scale units), using coal/biomass as fuel (Wastewater generation < 100 KLD)	25	25	20	70	25	0	25	50	0	0	0	77.5	Orange		IPC-IV
87.4	Dairy and dairy products, (Small scale units), using PNG as fuel	25	25	20	70	0	0	10	10	0	0	0	71.5	Orange		IPC-IV
<b>88.0</b>	<b>MINING AND ORE BENEFICIATION</b>															
88.1	Open-cast coal mining	10	25	35	70	25	30	35	90	10	70	80	97.5	Red		IPC-II
88.2	Underground coal mining	0	25	35	60	25	30	35	90	0	0	0	93	Red		IPC-II
88.3	Mining of major minerals and ore beneficiation	20	30	35	85	25	30	35	90	25	70	95	99.4	Red	Includes captive limestone mining.	IPC-II

S. No.	Sector	W1	W2	W3	PI <sub>w</sub>	A1	A2	A3	PI <sub>A</sub>	H1	H2	PI <sub>H</sub>	Pollution Index (PI)	Category	Remarks	Concerned Division
88.4	Mining of minor minerals (except Sand/riverbed material mining)	10	0	20	30	25	25	25	75	0	0	0	78.8	Orange		IPC-II
88.5	Grinding, processing, and screening of minor minerals	0	0	0	0	25	30	0	55	0	0	0	55	Orange		IPC-II
89	Manufacturing of <b>Mirror</b> from sheet glass	0	0	0	0	30	20	0	50	25	10	35	58.8	Orange		IPC-V
90	<b>Mineral</b> processing, industries involving ore sintering, pelletisating, grinding & pulverization	0	0	0	0	25	25	25	75	0	0	0	75	Orange		IPC-II
91	<b>Malteries</b> (without fermentation)	30	15	25	70	25	0	25	50	0	0	0	77.5	Orange		IPC-III
92	Manufacturing of <b>Mosquito</b> repellent & coil	0	0	0	0	30	0	25	55	0	0	0	55	Orange	Toxic fumes may be released.	IPC-V
93	Organic <b>Manure</b> (physical mixing)	0	0	0	0	0	20	0	20	0	0	0	20	White		IPC-V
94	Packing of powdered <b>Milk</b>	0	0	0	0	0	0	0	0	0	0	0	0	White		IPC-V
<b>METALS AND METALLURGICAL SECTORS</b>																
<b>95.0</b>	<b>IRON &amp; STEEL (PRIMARY PROCESSING FROM ORE, INTEGRATED STEEL PLANTS AND SPONGE IRON UNITS)</b>															
95.1	Integrated iron and steel plants	25	30	35	90	25	30	35	90	25	50	75	98.3	Red		IPC-II
95.2	Stand-alone sintering/palletisation	0	0	0	0	25	30	35	90	0	0	0	90	Red		IPC-II
95.3	Sponge iron with CPP (Captive Power Plant)	20	25	35	80	25	30	35	90	10	50	60	97	Red		IPC-II
95.4	Sponge iron without CPP	20	15	30	65	25	30	35	90	10	50	60	96.3	Red		IPC-II

S. No.	Sector	W1	W2	W3	PI <sub>w</sub>	A1	A2	A3	PI <sub>A</sub>	H1	H2	PI <sub>H</sub>	Pollution Index (PI)	Category	Remarks	Concerned Division
95.5	Stand-alone coke oven gas plants	25	30	30	85	25	30	35	90	25	50	75	98	Red		IPC-II
<b>96.0</b>	<b>ALUMINIUM PROCESSING</b>															
96.1	Aluminium Refinery	10	30	35	75	25	25	35	85	10	70	80	96.6	Red		IPC-II
96.2	Aluminium Smelter	10	30	35	75	30	25	35	90	25	70	95	99.1	Red		IPC-II
97	<b>Copper Smelter</b>	10	30	35	75	30	25	35	90	10	70	80	97.8	Red		IPC-II
98	<b>Zinc smelter</b>	10	30	35	75	30	25	35	90	10	70	80	97.8	Red		IPC-II
<b>99.0</b>	<b>FERROUS AND NON-FERROUS METAL SECONDARY PROCESSING/REPROCESSING UNITS INVOLVING DIFFERENT FURNACES THROUGH MELTING, REFINING, CASTING, ALLOY-MAKING</b>															
99.1	All Ferrous and Non-ferrous metal secondary processing/reprocessing units involving different furnaces through melting, refining, casting, alloy-making (using coal/liquid fuels)	0	15	15	30	25	25	25	75	25	10	35	83.1	Red		IPC-V
99.2	Ferrous and Non-ferrous metal (excluding lead, nickel, and manganese) secondary processing/reprocessing units involving different furnaces through melting, refining, casting, alloy-making (using cleaner fuels/electricity)	0	15	15	30	25	25	10	60	10	10	20	70	Orange		IPC-V
100	Aluminium & copper extraction from scrap using an oil-fired furnace (dry process only)	0	0	0	0	25	25	25	75	0	0	0	75	Orange		IPC-V
<b>101.0</b>	<b>INDUSTRY OR PROCESS INVOLVING METAL SURFACE TREATMENT OR PROCESS/HEAT TREATMENT</b>															

S. No.	Sector	W1	W2	W3	PI <sub>w</sub>	A1	A2	A3	PI <sub>A</sub>	H1	H2	PI <sub>H</sub>	Pollution Index (PI)	Category	Remarks	Concerned Division
101.1	Industry or process involving metal surface treatment or process such as pickling/ electroplating/paint stripping/ heat treatment using cyanide bath/ phosphating or finishing and anodizing / enamellings/ galvanizing	25	30	20	75	30	25	0	55	25	30	55	88.8	Red		IPC-V
101.2	Plasma electrolytic polishing (electroplating)	25	30	15	70	30	25	0	55	0	0	0	78.3	Orange		IPC-V
101.3	Heat treatment using furnace ( without cyaniding)	0	0	0	0	25	0	25	50	0	0	0	50	Green		IPC-V
101.4	Heat treatment with any of the new technology like ultrasound probe, induction hardening, ionization beam, gas carburizing etc.	0	15	15	30	0	25	0	25	0	0	0	38.8	Green		IPC-V
<b>102.0</b>	<b>FORGING OF FERROUS AND NON- FERROUS METALS</b>															
102.1	Forging of ferrous and non-ferrous metals using liquid fuel	0	0	0	0	25	25	20	70	30	10	40	76	Orange		IPC-V
102.2	Forging of ferrous and non-ferrous metals using gaseous fuel	0	0	0	0	25	25	10	60	30	10	40	68	Orange		IPC-V
102.3	Forging of ferrous and non-ferrous metals using electricity	0	0	0	0	25	25	0	50	30	10	40	60	Orange		IPC-V
102.4	Forging of ferrous and non-ferrous metals (cold forging, without any heat treatment)	0	0	0	0	0	0	0	0	30	10	40	40	Green		IPC-V
<b>103.0</b>	<b>ROLLING MILLS</b>															
103.1	Rolling and pickling	25	30	15	70	25	30	25	80	25	10	35	90.5	Red		IPC-V
103.2	Rolling mills (oil and coal fired)	0	15	15	30	25	0	25	50	0	0	0	57.5	Orange		IPC-V
103.3	Rolling mills (gas fired)	0	15	15	30	25	0	10	35	0	0	0	44.8	Green		IPC-V

S. No.	Sector	W1	W2	W3	PI <sub>w</sub>	A1	A2	A3	PI <sub>A</sub>	H1	H2	PI <sub>H</sub>	Pollution Index (PI)	Category	Remarks	Concerned Division
103.4	Cold rolling mill (without heat treatment)	0	0	0	0	0	0	0	0	0	0	0	0	White		IPC-V
<b>104.0</b>	<b>FOUNDRY OPERATIONS</b>															
104.1	Cupola furnace	0	0	0	0	25	25	25	75	10	10	20	77.5	Orange		IPC-V
104.2	Induction furnace/arc furnace	0	0	0	0	25	30	0	55	10	10	20	59.5	Orange		IPC-V
<b>105.0</b>	<b>WIRE DRAWING AND WIRE NETTING</b>															
105.1	Wire drawing and wire netting (with pickling)	25	30	15	70	30	25	0	55	10	10	20	81.3	Red		IPC-V
105.2	Wire drawing and wire netting (without pickling and with heat treatment)	0	0	0	0	25	0	20	45	10	10	20	50.5	Green		IPC-V
105.3	Wire drawing and wire netting (without pickling and without heat treatment)	0	0	0	0	0	0	0	0	0	0	0	0	White		IPC-V
106	<b>Die-casting</b> /extrusion process only	0	0	0	0	25	0	25	50	0	0	0	50	Green		IPC-V
107	Manufacturing of aluminium utensils from aluminium circles pressing/ Brass and bell <b>Metal</b> utensils manufacturing from circles (dry mechanical operation only)	0	0	0	0	0	30	0	30	0	0	0	30	Green	Emissions during buffing	IPC-V
108	Manufacturing of <b>Metal</b> caps containers etc	0	0	0	0	0	0	0	0	0	0	0	0	White		IPC-V

S. No.	Sector	W1	W2	W3	PI <sub>w</sub>	A1	A2	A3	PI <sub>A</sub>	H1	H2	PI <sub>H</sub>	Pollution Index (PI)	Category	Remarks	Concerned Division
~N~																
109	Formulation/palletisation of camphor tablets, <b>Naphthalene</b> balls from camphor/ naphthalene powders.	0	0	0	0	35	20	0	55	0	0	0	55	Orange	Emissions of benzene, hydrocarbons etc. are expected.	IPC-V
110	Organic and inorganic <b>Nutrients</b> by physical mixing (without boiler and without any reactor)	0	0	0	0	0	0	0	0	10	10	20	20	White	The sector may become green category if it generates wastewater	IPC-V
<b>111.0 ORGANIC CHEMICALS INCLUDING HALOGENATED HYDROCARBONS</b>																
111.1	Organic chemicals including halogenated hydrocarbons (using solid/liquid fuel)	30	30	25	85	35	0	30	65	30	20	50	93.6	Red		IPC-I
111.2	Organic chemicals including halogenated hydrocarbons (using cleaner fuel)	30	30	25	85	35	0	10	45	30	20	50	92.1	Red		IPC-I
112	<b>Oil</b> and gas extraction (offshore & onshore extraction through drilling wells), Coal Bed Methane (CBM) drilling and shale gas, including group gathering stations (GGS), etc.	25	30	15	70	20	25	0	45	30	10	40	82.8	Red		IPC-I
<b>113.0 EDIBLE OIL MILLS</b>																
113.1	Vegetable oil manufacturing including solvent extraction and refinery /hydrogenated oils	25	25	20	70	25	0	20	45	0	0	0	76.8	Orange		IPC-III
113.2	Oil mills Ghani and extraction without boiler (no refining/ hydrogenation)	10	25	15	50	0	0	0	0	0	0	0	50	Green		IPC-III

S. No.	Sector	W1	W2	W3	PI <sub>w</sub>	A1	A2	A3	PI <sub>A</sub>	H1	H2	PI <sub>H</sub>	Pollution Index (PI)	Category	Remarks	Concerned Division
~P~																
<b>114.0</b>	<b>POWER GENERATION PLANTS</b>															
114.1	Power plants based on coal	0	15	35	50	35	25	35	95	10	70	80	98.3	Red		IPC-II
114.2	Power plants based on liquid fuels	0	15	35	50	25	25	35	85	30	20	50	92.5	Red		IPC-II
114.3	Biomass-based power plants	0	15	30	45	25	25	25	75	10	50	60	88.1	Red		IPC-II
114.4	Nuclear energy-based power plants (> 220 MW)	0	30	35	65	25	0	25	50	25	20	45	81.6	Red	Overall safety aspects related with radioactivity is regulated by Atomic Energy Regulatory Board (AERB).	IPC-II
114.5	Nuclear energy-based power plants (up to 220 MW)	0	30	35	65	25	0	25	50	25	10	35	79.9	Orange	Overall safety aspects related with radioactivity is regulated by Atomic Energy Regulatory Board (AERB).	IPC-II
114.6	Gas-based power plants	0	15	35	50	25	0	20	45	0	0	0	61.3	Orange		IPC-II
<b>115.0</b>	<b>PULP &amp; PAPER (AGRO &amp; WOOD)</b>															
115.1	Manufacturing of bleached chemical pulp, papers, and paperboards	30	30	35	95	30	0	35	65	30	30	60	98.1	Red		IPC-III
115.2	Unbleached or Totally Chlorine Free (TCF) bleaching for manufacturing of chemical pulp, papers, and paperboards	30	20	35	85	30	0	35	65	10	30	40	92.9	Red		IPC-III
115.3	Bleached grades of chemical pulp, paper, and paperboard having Totally Chlorine Free (TCF) bleaching	30	20	35	85	30	0	35	65	10	30	40	92.9	Red		IPC-III
<b>116.0</b>	<b>PULP AND PAPER (RECYCLED FIBRE/WASTE PAPER BASED)</b>															
116.1	Pulp & Paper (With bleaching)	30	15	35	80	25	0	25	50	10	30	40	89	Red		IPC-III
116.2	Pulp & Paper (Without bleaching, capacity ≥15 TPD)	25	15	35	75	25	0	25	50	10	30	40	86.3	Red		IPC-III

S. No.	Sector	W1	W2	W3	PI <sub>w</sub>	A1	A2	A3	PI <sub>A</sub>	H1	H2	PI <sub>H</sub>	Pollution Index (PI)	Category	Remarks	Concerned Division
116.3	Pulp & Paper (Without bleaching; plant capacity <15 TPD)	25	15	20	60	25	0	25	50	10	10	20	74	Orange		IPC-III
<b>117.0</b>	<b>MANUFACTURING OF PAINTS, VARNISHES</b> (The process may cause considerable emissions of volatile organic compounds (VOC).)															
117.1	Manufacturing of solvent-based paints/varnish	35	30	20	85	25	20	25	70	25	30	55	94.4	Red		IPC-I
117.2	Manufacturing of water-based paints	25	30	20	75	25	20	25	70	20	20	40	88.8	Red		IPC-I
117.3	Manufacturing of powder coatings	0	15	15	30	20	30	25	75	10	20	30	82.5	Red		IPC-I
117.4	Manufacturing of paint and varnishes (only blending and mixing)	20	30	15	65	0	20	0	20	30	20	50	77.3	Orange		IPC-I
<b>118.0</b>	<b>PESTICIDE INDUSTRIES</b>															
118.1	Pesticide technical (organic chemicals based)	30	30	20	80	30	25	25	80	30	30	60	94	Red		IPC-I
118.2	Pesticide technical (inorganic chemicals based like Zinc Phosphide and Aluminium Phosphide)	20	30	20	70	30	25	25	80	20	20	40	91	Red		IPC-I
118.3	Pesticide formulation industries (Liquid formulation only) having boiler/thermopack	20	30	20	70	25	20	25	70	20	20	40	86.5	Red		IPC-I
118.4	Pesticide formulation industries (Liquid formulation only) without having boiler/thermopack	20	30	20	70	0	20	0	20	20	20	40	79	Orange	Considering that dry formulation industries can also generate effluent because of equipment cleaning, the water pollution score is given	IPC-I
118.5	Pesticide formulation industries (having both liquid and dry formulation or dry formulation only) without having boiler / thermopack	20	30	20	70	30	20	0	50	20	20	40	83.5	Red	Considering that dry formulation industries can also generate effluent because of equipment cleaning, the water pollution score is given	IPC-I

S. No.	Sector	W1	W2	W3	PI <sub>w</sub>	A1	A2	A3	PI <sub>A</sub>	H1	H2	PI <sub>H</sub>	Pollution Index (PI)	Category	Remarks	Concerned Division
118.6	Pesticide formulation industries (having both liquid and dry formulation or dry formulation only) having boiler / thermopack	20	30	20	70	30	20	25	75	20	20	40	88.8	Red	Considering that dry formulation industries can also generate effluent because of equipment cleaning, the water pollution score is given	IPC-I
119	Photographic film and its chemicals	20	20	15	55	30	0	25	55	20	10	30	74.1	Orange	Silver salts and other chemicals are used	IPC-I
120	Petroleum oil refineries	35	30	30	95	35	20	35	90	20	20	40	98.3	Red		IPC-I
<b>121.0</b>	<b>PETROCHEMICALS</b>															
121.1	Petrochemicals (Naphtha cracker.)	30	30	30	90	35	25	35	95	30	20	50	98.5	Red		IPC-I
121.2	Petrochemicals (Gas cracker)	30	30	30	90	35	25	25	85	30	20	50	96.8	Red		IPC-I
121.3	Petrochemicals (without cracker)	25	30	20	75	25	25	15	65	20	20	40	88.1	Red		IPC-I
121.4	Petrochemicals (without cracker and using cleaner/gaseous fuel)	25	30	20	75	25	25	10	60	20	20	40	87.5	Red		IPC-I
<b>122.0</b>	<b>MANUFACTURING OF LUBRICATING OILS, GREASE AND PETROLEUM-BASED PRODUCTS</b>															
122.1	Manufacturing of lubricating oils, grease, and petroleum-based products	20	15	15	50	25	20	10	55	30	10	40	75.3	Orange	Such unit uses distillation columns/ boilers etc	IPC-I
122.2	Manufacturing of lubricating oils, grease, and petroleum-based products (only blending)	0	0	0	0	0	25	0	25	10	10	20	32.5	Green		IPC-I
<b>123.0</b>	<b>PHARMACEUTICAL INDUSTRY</b>															
123.1	Pharmaceuticals manufacturing	35	30	30	95	35	25	35	95	30	20	50	98.6	Red		IPC-I
123.2	Pharmaceuticals manufacturing using cleaner/gaseous fuel	35	30	30	95	35	25	10	70	30	20	50	98	Red		IPC-I

S. No.	Sector	W1	W2	W3	PI <sub>w</sub>	A1	A2	A3	PI <sub>A</sub>	H1	H2	PI <sub>H</sub>	Pollution Index (PI)	Category	Remarks	Concerned Division
123.3	Pharmaceuticals (Formulation)	20	15	15	50	25	0	25	50	30	10	40	72.5	Orange		IPC-I
123.4	Pharmaceuticals (Formulation) using cleaner/gaseous fuel	20	15	15	50	25	0	10	35	30	10	40	68.8	Orange		IPC-I
123.5	Vaccine manufacturing	20	15	15	50	25	0	35	60	30	10	40	78	Orange		IPC-I
123.6	Vaccine manufacturing using cleaner/gaseous fuel	20	15	15	50	25	0	10	35	30	10	40	68.8	Orange		IPC-I
123.7	Pharmaceutical R&D facilities	20	15	15	50	25	0	25	50	30	10	40	72.5	Orange		IPC-I
123.8	Ayurvedic or Unani medicines manufacturing	20	15	15	50	25	0	25	50	30	10	40	72.5	Orange		IPC-I
123.9	Ayurvedic or unani medicines manufacturing using cleaner fuel	20	15	15	50	25	0	10	35	0	0	0	58.8	Orange		IPC-I
123.10	Ayurvedic or unani medicines manufacturing (Without boiler )	20	15	15	50	0	0	0	0	0	0	0	50	Green		IPC-I
124	Digital <b>Printing</b> on flex /vinyl, PVC etc. (more than 5 machines)	0	0	0	0	20	0	0	20	30	10	40	46	Green		IPC-V
125	Spray <b>Painting</b> , Paint baking, Paint shipping	0	0	0	0	0	25	0	25	30	10	40	47.5	Green	Emissions in the form of VOCs and HC are generated.	IPC-V
126	<b>Plywood</b> /board manufacturing ( including Veneer and laminate) with biomass fired boiler / thermic fluid heater (without resin plant)	20	20	15	55	25	20	25	70	0	0	0	78.3	Orange		IPC-V

S. No.	Sector	W1	W2	W3	PI <sub>w</sub>	A1	A2	A3	PI <sub>A</sub>	H1	H2	PI <sub>H</sub>	Pollution Index (PI)	Category	Remarks	Concerned Division
127	<b>Printing</b> press (newspaper, books, magazines, etc./ Gravure printing)	20	0	15	35	20	0	0	20	30	10	40	56.5	Orange		IPC-V
128	Manufacturing of bi-axially oriented <b>Polypropylene</b> (PP) film along with metalizing operations	0	15	15	30	0	0	0	0	0	0	0	30	Green	Mainly extrusion process involving	IPC-V
129	<b>Pulse/Dal</b> Mills	0	0	0	0	0	30	0	30	0	0	0	30	Green		IPC-V
130	Insulation and other coated <b>Papers</b> (excluding paper or pipe manufacturing)	0	0	0	0	0	25	0	25	0	0	0	25	Green		IPC-V
131	<b>Packaging</b> materials manufacturing from non-asbestos fibre, vegetable fibre yarn	0	0	0	0	0	25	0	25	0	0	0	25	Green		IPC-V
132	<b>Polythene</b> and plastic processed products manufacturing (virgin/compostable plastic)	0	15	15	30	0	20	0	20	0	0	0	37	Green		IPC-V
133	<b>Poultry</b> , piggery, and hatchery	0	0	0	0	30	20	0	50	0	0	0	50	Green		IPC-V
134	<b>Puffed</b> rice (muri) (using gas)	0	0	0	0	25	0	10	35	0	0	0	35	Green		IPC-V

S. No.	Sector	W1	W2	W3	PI <sub>w</sub>	A1	A2	A3	PI <sub>A</sub>	H1	H2	PI <sub>H</sub>	Pollution Index (PI)	Category	Remarks	Concerned Division
135	Biscuits trays etc from rolled PVC sheet (using automatic vacuum forming machines)	0	0	0	0	0	0	0	0	0	0	0	0	White		IPC-V
136	Fountain Pen manufacturing by assembling only	0	0	0	0	0	0	0	0	0	0	0	0	White		IPC-V
137	Glass Putty and sealant (by mixing with machine only)	0	0	0	0	0	0	0	0	0	0	0	0	White		IPC-V
138	Manufacturing of Paper Pins, U-clips, etc.	0	0	0	0	0	0	0	0	0	0	0	0	White		IPC-V
139	Solar Power generation through solar photovoltaic cell and wind power	0	0	0	0	0	0	0	0	0	0	0	0	White		IPC-V
~R~																
140	Synthetic Rubber excluding molding	20	15	15	50	20	0	25	45	20	10	30	68.8	Orange	Most synthetic rubber is created from two materials, styrene, and butadiene.	IPC-I
<b>141.0</b>	<b>REFRACTORIES</b>															
141.1	Refractories based on coal/liquid fuel (fuel consumption: 12 TPD and above)	0	0	0	0	25	25	30	80	0	0	0	80	Red		IPC-V
141.2	Refractories based on coal/liquid fuel (fuel consumption: less than 12 TPD)	0	0	0	0	25	25	25	75	0	0	0	75	Orange		IPC-V
141.3	Refractories based on cleaner fuels	0	0	0	0	25	25	10	60	0	0	0	60	Orange		IPC-V
<b>142.0</b>	<b>RUBBER PRODUCTS MANUFACTURING</b>															

S. No.	Sector	W1	W2	W3	PI <sub>w</sub>	A1	A2	A3	PI <sub>A</sub>	H1	H2	PI <sub>H</sub>	Pollution Index (PI)	Category	Remarks	Concerned Division
142.1	Tyre and tube manufacturing	0	15	15	30	25	25	25	75	0	0	0	78.8	Orange		IPC-V
142.2	Tyres and tubes vulcanization/ hot retreading	0	15	15	30	25	20	10	55	0	0	0	61.8	Orange	Emissions of PM, VOCs and obnoxious odour are generated.	IPC-V
142.3	Rubber goods industry (with solid fuel/oil-based boiler)	0	15	15	30	25	0	25	50	0	0	0	57.5	Orange		IPC-V
142.4	Rubber goods industry (with gas-based boiler)	0	15	15	30	25	0	10	35	0	0	0	44.8	Green		IPC-V
<b>143.0</b>	<b>SYNTHETIC RESINS</b>															
143.1	Synthetic resins manufacturing	20	15	15	50	25	20	25	70	20	10	30	82	Red		IPC-I
143.2	Synthetic resins manufacturing (using only gaseous fuel)	20	15	15	50	25	20	10	55	20	10	30	73	Orange		IPC-I
144	Blending of melamine Resins & different powder, additives by physical mixing, including phenolic resin (without boiler)	0	15	15	30	0	30	0	30	20	10	30	51	Green		IPC-I
<b>145.0</b>	<b>RICE MILLS</b>															
145.1	Parboiled rice mill (with soaking and steam/drier)	25	0	20	45	25	0	25	50	0	0	0	61.3	Orange		IPC-V
145.2	Raw rice mill (Without soaking and steam/drier)/ hullers)	0	0	0	0	0	30	0	30	0	0	0	30	Green		IPC-V
146	Repairing of electric motors and generators (dry mechanical process)	0	0	0	0	0	0	0	0	0	0	0	0	White		IPC-V
147	Manufacturing of plastic or cotton Rope	0	0	0	0	0	0	0	0	0	0	0	0	White		IPC-V

S. No.	Sector	W1	W2	W3	PI <sub>w</sub>	A1	A2	A3	PI <sub>A</sub>	H1	H2	PI <sub>H</sub>	Pollution Index (PI)	Category	Remarks	Concerned Division
148	Tyre Retraders	0	0	0	0	0	0	0	0	0	0	0	0	White		WM-III
<b>RECYCLING AND REPROCESSING SECTOR</b>																
<b>149.0</b>	INDUSTRIES ENGAGED IN <b>RECYCLING/REPROCESSING/ RECOVERY/REUSE</b> OF HAZARDOUS WASTE UNDER SCHEDULE IV OF H&OW(M & TBM) RULES, 2016 - ITEMS, NAMELY, SPENT CATALYSTS CONTAINING NICKEL, CADMIUM, ZINC, COPPER, ARSENIC, VANADIUM, AND COBALT, INCLUDING DRY BATTERY (EXCEPT LEAD), AND CLEARED METAL CATALYST.															
149.1	Hydro & pyro metallurgy	0	30	15	45	35	25	25	85	25	10	35	91	Red		WM-II
149.2	Hydro & pyro metallurgy (using cleaner/gaseous fuels & without crushing of materials)	0	30	15	45	35	25	10	70	25	10	35	82	Red		WM-II
149.3	Pyro metallurgy (using coal/liquid fuels)	0	0	0	0	35	25	25	85	20	10	30	87.3	Red		WM-II
149.4	Pyro metallurgy (using cleaner/gaseous fuels)	0	0	0	0	35	25	10	70	20	10	30	74.5	Orange		WM-II
149.5	Hydro metallurgy	0	30	15	45	30	25	0	55	25	10	35	73	Orange		WM-II
<b>150.0</b>	<b>E-WASTE DISMANTLING / RECYCLING</b>															
150.1	Industry engaged in recycling of e-waste generated from the electrical and electronic Equipment (EEE) listed in the E-Waste (Management) Rules 2022 using pyro/ hydro/ electro-metallurgical processing and recycling of plastic separated from Waste EEE	30	30	20	80	35	25	15	75	25	20	45	92	Red		WM-III

S. No.	Sector	W1	W2	W3	PI <sub>w</sub>	A1	A2	A3	PI <sub>A</sub>	H1	H2	PI <sub>H</sub>	Pollution Index (PI)	Category	Remarks	Concerned Division
150.2	Industry engaged in recycling of e-waste generated from the electrical and electronic equipment (EEE) listed in the E-Waste (Management) Rules 2022 (PCB processing limited to only mechanical processing and separation without pyro/ hydro/ electro-metallurgical processing), production of Al, Cu, and other metals from non-PCB sources and/or recycling of plastic separated from Waste EEE.	0	15	15	30	20	25	15	60	25	10	35	73	Orange		WM-III
150.3	Industry engaged in dismantling (only) of e-waste, generated from the electrical and electronic equipment (EEE) listed in the E-Waste (Management) Rules 2022	0	0	0	0	0	25	0	25	25	10	35	43.1	Green		WM-III
150.4	E-waste refurbishing centres	0	0	0	0	0	25	0	25	25	10	35	43.1	Green		WM-III
<b>151.0</b>	<b>INDUSTRIES ENGAGED IN RECYCLING/REPROCESSING/ RECOVERY/REUSE OF HAZARDOUS WASTE (Items as per Schedule IV of H&amp;OW( M &amp; TBM) Rules, 2016.)</b>															
151.1	Lead Recycling ( Lead Acid Batteries with Acids; Lead Scrap Recycling) Rotary Furnace/ Pit Furnace (Mandir/Canopy Bhatti)	0	30	20	50	35	30	25	90	20	20	40	94.5	Red	This also includes battery scrap, namely: Lead battery plates covered by ISRI, Code word "Rails" Battery lugs covered by ISRI, Code word "Rakes." Scrap drained/dry while intact, lead batteries covered by ISRI, Code word "rains."	WM-II

S. No.	Sector	W1	W2	W3	PI <sub>w</sub>	A1	A2	A3	PI <sub>A</sub>	H1	H2	PI <sub>H</sub>	Pollution Index (PI)	Category	Remarks	Concerned Division
151.2	Lead Recycling ( Drained Lead Acid Batteries; Lead Scrap Recycling) Rotary Furnace/Mandir Bhatti on Cleaner Fuel	0	30	15	45	35	30	10	75	20	10	30	84.4	Red	This also includes, battery scrap, namely: Lead battery plates covered by ISRI, Code word "Rails" Battery lugs covered by ISRI, Code word "Rakes." Scrap drained/dry while intact, lead batteries covered by ISRI, Code word "rains."	WM-II
151.3	Isolated storages (as defined under Manufacture, Storage, and Import of Hazardous Chemicals Rules, 1989 as amended)	10	25	15	50	20	25	0	45	30	10	40	71.3	Orange		IPC-I
151.4	Paint and ink sludge / residues recycling	20	25	15	60	0	20	0	20	30	10	40	72	Orange		WM-II
151.5	Industries engaged in recycling / reprocessing/ recovery/reuse of Hazardous Waste, excluding lead, paint, and ink sludge	0	30	15	45	35	0	25	60	20	10	30	75	Orange	This includes items namely - Brass Dross, Copper Dross, Copper Oxide Mill Scale, Copper everts, Cake & Residues, Waste Copper and copper alloys in dispersible form, Slags from copper processing for further processing or refining, Insulated Copper Wire, Scrap/copper with PVC sheathing including ISRI-code material namely "Druid" Jelly filled Copper cables, Zinc Dross-Hot dip Galvanizers SLAB,, Zinc Dross-Bottom Dross, Zinc ash/Skimming arising from galvanizing and die casting operations, Zinc ash/Skimming/other zinc bearing wastes arising from smelting and refining., Zinc ash and residues including zinc alloy residues in dispersible form.	WM-II

S. No.	Sector	W1	W2	W3	PI <sub>w</sub>	A1	A2	A3	PI <sub>A</sub>	H1	H2	PI <sub>H</sub>	Pollution Index (PI)	Category	Remarks	Concerned Division
151.6	Refining of used oil by hydro-treating/using solvent extraction	10	25	25	60	25	0	25	50	20	20	40	78	Orange		WM-II
151.7	Refining of used oil by using thin film evaporation/vacuum distillation with clay treatment	10	25	15	50	25	0	15	40	20	10	30	67.5	Orange		WM-II
151.8	Recycling / reprocessing of waste oil	20	25	15	60	25	0	15	40	20	10	30	74	Orange		WM-II
<b>152.0</b>	<b>RECYCLING OF PLASTIC WASTE</b>															
152.1	Manufacturing of flakes/staple fibre/strip from the recycling of PET bottles	20	15	25	60	0	20	0	20	0	0	0	64	Orange		IPC-I
152.2	Plastic waste processing (manufacturing of flakes/granules)	20	15	15	50	0	20	0	20	0	0	0	55	Orange	Process using In-built heaters. Washwater and fugitive emission.	UPC-II
<b>153.0</b>	<b>SCRAPING FACILITIES FOR RECYCLING END-OF-LIFE VEHICLES, WAGONS, AND COACHES</b>															
153.1	Collection, Depollution and Dismantling Centers (Without shredding)	0	30	15	45	0	30	0	30	25	10	35	62.9	Orange		WM-II
153.2	Collection, Depollution, Dismantling and shredding Centers	0	30	15	45	0	30	0	30	25	10	35	62.9	Orange		WM-II
153.3	Common Shredders (Standalone)	0	0	0	0	0	30	0	30	25	10	35	44.8	Green		WM-II
153.4	Collection Centers (Without depollution, dismantling and shredding)	0	0	0	0	0	0	0	0	0	0	0	0	White		WM-II
~S~																
154	<b>Sugar</b> (excluding khandsari/jaggery)	30	25	35	90	25	0	25	50	30	10	40	94.5	Red	Generates large volume of wastewater.	IPC-III

S. No.	Sector	W1	W2	W3	PI <sub>w</sub>	A1	A2	A3	PI <sub>A</sub>	H1	H2	PI <sub>H</sub>	Pollution Index (PI)	Category	Remarks	Concerned Division
155	Ship breaking industries	0	0	0	0	0	30	0	30	30	20	50	57.5	Orange	Ship breaking releases a large number of pollutants, including toxic waste, used/waste oil, polychlorinated biphenyls, and heavy metals.	WM-III
156	Slaughterhouse / Slaughterhouse (with rendering plant)/ integrated slaughtering unit, meat processing units, bone mill, processing of animal horns, hoofs and other body parts	30	25	30	85	25	20	25	70	0	0	0	90.3	Red		IPC-IV
157	Manufacturing of Silica gel	10	25	20	55	30	0	20	50	25	10	35	74.1	Orange		IPC-I
158	Manufacturing of Iodized Salt from Crude / Raw Salt	10	20	15	45	25	0	25	50	0	0	0	61.3	Orange	Process may involve boiling in evaporators (multiple effect evaporators), centrifuging, iodization, mixing, etc.	IPC-V
159	Manufacturing of Starch / Sago / Sorbitol	20	25	25	70	25	0	25	50	0	0	0	77.5	Orange		IPC-III
160	Stone crushers	0	0	0	0	25	30	0	55	0	0	0	55	Orange		IPC-V
161	Stone crushing/grinding/washing & screening of riverbed material(s)	10	0	25	35	25	30	0	55	0	0	0	62.9	Orange		IPC-V

S. No.	Sector	W1	W2	W3	PI <sub>w</sub>	A1	A2	A3	PI <sub>A</sub>	H1	H2	PI <sub>H</sub>	Pollution Index (PI)	Category	Remarks	Concerned Division	
<b>162.0</b>	<b>MANUFACTURING OF SURGICAL AND MEDICAL PRODUCTS</b>																
162.1	Manufacturing of <b>Surgical</b> and medical products	10	25	15	50	25	0	10	35	0	0	0	58.8	Orange		IPC-V	
162.2	Surgical and medical products assembled only (with effluent-generating processes)	10	25	15	50	0	0	0	0	0	0	0	50	Green		IPC-V	
162.3	Surgical and medical products assembled only (without effluent-generating processes)	0	0	0	0	0	0	0	0	0	0	0	0	White		IPC-V	
<b>163.0</b>	<b>SEMICONDUCTOR MANUFACTURING INDUSTRIES</b> i. Toxic wastewater is generated due to presence of Hydrofluoric acid (HF), Mixed Nitric HF (HF + HNO <sub>3</sub> ), Phosphoric acid, Sulphuric acid (H <sub>2</sub> SO <sub>4</sub> ), Hydrogen Peroxide, Isopropyl alcohol (IPA) / Methanol (Methanol Only), Stripper EKC-265 /ACT N396 (ACT N396 Only), BHF – 63 U, Choline etchant, etc. ii. The air pollutants which are being emitted during the manufacturing process are SiH <sub>4</sub> , PH <sub>3</sub> , B <sub>2</sub> H <sub>6</sub> , HF, HBr, DCS, NF <sub>3</sub> , SF <sub>6</sub> , BCl <sub>3</sub> , Cl <sub>2</sub> , HCL, NH <sub>3</sub> , C <sub>2</sub> F <sub>6</sub> , CHF <sub>3</sub> , CF <sub>4</sub> , C <sub>4</sub> F <sub>8</sub> , C <sub>2</sub> F <sub>6</sub> etc. iii. Process waste, used oil etc. are generated as hazardous waste.)																
163.1	Semiconductor fabs manufacturing	25	30	35	90	35	30	0	65	25	10	35	95	Red		WM-III	
163.2	Display fabs manufacturing	25	30	35	90	25	30	0	55	25	10	35	94.5	Red		WM-III	
163.3	Sensor fabs manufacturing/ Compound semiconductors/ silicon photonics	25	30	35	90	25	30	0	55	25	10	35	94.5	Red		WM-III	
163.4	Semiconductor Assembly, Testing, Marking and Packaging Facility (ATMP)	0	0	0	0	0	25	0	25	25	10	35	43.1	Green		WM-III	
164	<b>Saw mills</b>	0	0	0	0	0	30	0	30	0	0	0	30	Green		IPC-V	
165	<b>Spice grinding</b>	0	0	0	0	0	30	0	30	0	0	0	30	Green		IPC-V	
166	Cutting, <b>Sizing</b> and polishing of marble, granite and other stones	10	0	20	30	0	30	0	30	0	0	0	40.5	Green		IPC-V	

S. No.	Sector	W1	W2	W3	PI <sub>w</sub>	A1	A2	A3	PI <sub>A</sub>	H1	H2	PI <sub>H</sub>	Pollution Index (PI)	Category	Remarks	Concerned Division
167	Manufacturing of Solar module/ non-conventional energy apparatus	0	0	0	0	0	0	0	0	0	0	0	0	White		IPC-V
~T~																
<b>168.0</b>	<b>TANNERIES</b>															
168.1	Tanneries (Raw to finish)	35	30	25	90	0	20	0	20	25	30	55	93.8	Red		IPC-IV
168.2	Tanneries (Raw to wet blue)	35	30	25	90	0	20	0	20	25	30	55	93.8	Red		IPC-IV
168.3	Tanneries (Wet blue to finish)	35	30	20	85	0	20	0	20	25	30	55	90.6	Red		IPC-IV
168.4	Vegetable tanning	20	25	25	70	0	20	0	20	20	10	30	77.5	Orange		IPC-IV
<b>169.0</b>	<b>MANUFACTURING OF TOOTH POWDER, TOOTHPASTE, TALCUM POWDER AND OTHER COSMETIC ITEMS</b>															
169.1	Manufacturing of toothpaste and other cosmetic items	20	25	20	65	25	0	25	50	0	0	0	73.8	Orange		IPC-V
169.2	Manufacturing of tooth powder, talcum powder	0	0	0	0	0	25	0	25	0	0	0	25	Green		IPC-V
<b>170.0</b>	<b>THERMOMETER MANUFACTURING</b>															
170.1	Glass (mercury based) thermometer manufacturing	10	30	15	55	25	0	10	35	25	10	35	70.8	Orange	Process involves making of glass bulb, forming reservoir in the glass tube for fluid, inserting fluid, scale marking. Use of fuel to heat the glass tubes and hydrofluoric acid to seal the scaling. Small quantities of spent acids are generated.	IPC-V
170.2	Digital thermometer manufacturing	0	0	0	0	0	0	0	0	0	0	0	0	White		IPC-V
171	Manufacturing of Teflon-based products	10	0	15	25	25	25	25	75	0	0	0	78.1	Orange	Due to spraying applications, emissions (HC) are generated	IPC-V
172	Thermocol manufacturing (with boiler)	0	20	15	35	25	0	25	50	0	0	0	58.8	Orange		IPC-V

S. No.	Sector	W1	W2	W3	PI <sub>w</sub>	A1	A2	A3	PI <sub>A</sub>	H1	H2	PI <sub>H</sub>	Pollution Index (PI)	Category	Remarks	Concerned Division
<b>173.0 MANUFACTURING OF TOBACCO PRODUCTS INCLUDING CIGARETTES AND TOBACCO PROCESSES</b>																
173.1	Manufacturing of tobacco products including cigarettes and tobacco processes (with boiler)	20	0	15	35	25	20	25	70	0	0	0	75.3	Orange		IPC-III
173.2	Manufacturing of tobacco products including cigarettes and tobacco processes (without boiler)	20	0	15	35	0	20	0	20	0	0	0	41.5	Green		IPC-III
<b>174 Transformer repairing/ manufacturing (dry process only)</b>																
174	Transformer repairing/ manufacturing (dry process only)	0	0	0	0	0	25	0	25	30	10	40	47.5	Green		IPC-V
<b>175 Tyre Pyrolysis Oil Industries-Applicable for advanced batch automated process / continuous TPO units</b>																
175	Tyre Pyrolysis Oil Industries-Applicable for advanced batch automated process / continuous TPO units	10	0	15	25	25	25	25	75	0	0	0	78.1	Orange		WM-III
<b>176 Tamarind powder manufacturing</b>																
176	Tamarind powder manufacturing	10	15	15	40	25	0	10	35	0	0	0	50.5	Green	Dried tamarind fruits are cleaned, soaked, and boiled in steam jacketed kettle. Then pulp is extracted in pulper and dried in drum type drier.	IPC-V
<b>177.0 TEA PROCESSING AND BLENDING</b>																
177.1	Tea processing (with boiler)	10	0	15	25	25	0	25	50	0	0	0	56.3	Orange		IPC-III
177.2	Tea processing (without boiler)	10	0	15	25	0	0	0	0	0	0	0	25	Green		IPC-III
177.3	Blending and packing of tea	0	0	0	0	0	0	0	0	0	0	0	0	White		IPC-V

S. No.	Sector	W1	W2	W3	PI <sub>w</sub>	A1	A2	A3	PI <sub>A</sub>	H1	H2	PI <sub>H</sub>	Pollution Index (PI)	Category	Remarks	Concerned Division	
<b>TEXTILE SECTOR</b>																	
<b>178.0</b>	<b>TEXTILE INDUSTRY</b>																
178.1	Yarn / Textile processing involving any effluent/emission generating processes including bleaching, dyeing, printing, and colouring, including the garment and apparel manufacturing industry	30	30	30	90	25	0	35	60	30	20	50	95.5	Red		IPC-III	
178.2	Yarn to grey fabric manufacturing with water jet machines	20	25	25	70	0	0	0	0	0	0	0	70	Orange		IPC-III	
178.3	Garment and apparel manufacturing industry including Doubling / Reeling / TFO-Two for one unit (dry process)-with boiler	0	0	0	0	25	0	25	50	0	0	0	50	Green		IPC-III	
178.4	Garment and apparel manufacturing industry including Doubling / Reeling / TFO-Two for one unit (dry process)-without boiler	0	0	0	0	0	0	0	0	0	0	0	0	White		IPC-III	
<b>179.0</b>	<b>SAREE/FABRIC PRINTING BY SCREEN / WOODEN BLOCK /HAND BLOCK</b>																
179.1	Saree/fabric printing by screen / wooden block/hand block	25	0	25	50	25	0	20	45	30	10	40	71.3	Orange		IPC-III	
179.2	Hand block printing without effluent generation	0	0	0	0	25	0	20	45	0	0	0	45	Green		IPC-III	
<b>180.0</b>	<b>TEXTILE SPINNING, SIZING AND WEAVING MILLS</b>																
180.1	Textile spinning, sizing and weaving mills (wastewater generation ≥ 10 KLD )	10	20	20	50	25	0	15	40	0	0	0	60	Orange		IPC-III	
180.2	Textile spinning, sizing and weaving mills (wastewater generation <10 KLD)	10	20	15	45	25	0	10	35	0	0	0	54.6	Green		IPC-III	

S. No.	Sector	W1	W2	W3	PI <sub>w</sub>	A1	A2	A3	PI <sub>A</sub>	H1	H2	PI <sub>H</sub>	Pollution Index (PI)	Category	Remarks	Concerned Division
181	<b>Power looms</b> (without dye and bleaching)	0	0	0	0	0	25	0	25	0	0	0	25	Green		IPC-III
<b>182.0</b>	<b>REPROCESSING OF WASTE TEXTILE FABRIC</b>															
182.1	Integrated facility for reprocessing of waste textile fabric (including washing, bleaching, dyeing etc.)	30	30	20	80	25	25	15	65	0	0	0	86.5	Red		IPC-III
182.2	Reprocessing of waste textile fabric (dry process)	0	0	0	0	0	25	0	25	0	0	0	25	Green		IPC-III
183	<b>Cotton and woollen Hosiery</b> making (Dry process only without any dyeing / washing operation)	0	0	0	0	0	0	0	0	0	0	0	0	White		IPC-V
~W~																
184	Seasoning of <b>Wood</b> in steam heated chamber	0	0	0	0	25	0	25	50	0	0	0	50	Green		IPC-V
185	Pulverization of bamboo and scrap <b>Wood</b>	0	0	0	0	0	25	0	25	0	0	0	25	Green		IPC-V
186	Distilled <b>Water</b> (without boiler) with electricity as source of heat	0	20	20	40	0	0	0	0	0	0	0	40	Green		IPC-V
187	Purification of <b>Water</b> and packaging (mineralized/non-mineralized water)	0	20	25	45	0	0	0	0	0	0	0	45	Green	RO Rejects.	IPC-V



**ANNEXURE-II**

**(LIST OF ESSENTIAL ENVIRONMENTAL SERVICES)**

**LIST OF ESSENTIAL ENVIRONMENTAL SERVICES**

**i. Essential Environmental Services for Industrial Waste Management**

S. No.	Sector	W1	W2	W3	PI <sub>w</sub>	A1	A2	A3	PI <sub>A</sub>	H1	H2	PI <sub>H</sub>	Pollution Index (PI)	Category	Remarks	Concerned Division	
<b>1.0</b>	<b>COMMON EFFLUENT TREATMENT PLANT (CETP)</b>																
1.1	CETP having MEE/spray drier	30	30	35	95	25	0	25	50	25	50	75	98.1	Red		IPC-VII	
1.2	CETP (without having MEE/spray drier), Common MEE/common spray driers	25	30	30	85	0	0	0	0	25	30	55	89.1	Red		IPC-VII	
1.3	Common Sewage-Effluent Treatment Plant (CSETP)	25	30	30	85	0	0	0	0	25	20	45	88.4	Red		WQM-I & IPC-VII	
<b>2.0</b>	<b>Effluent conveyance projects</b>																
		20	30	35	85	0	0	0	0	25	10	35	87.6	Red	Such projects during O&M operation will generate deposited sludge, spillage etc. in addition regular operation of handling of effluent and its disposal.	IPC-VII	
<b>3.0</b>	<b>COMMON HAZARDOUS WASTE TREATMENT, STORAGE AND DISPOSAL FACILITY</b>																
3.1	Integrated facility (Secured landfill and incinerator)	35	30	15	80	25	25	15	65	30	70	100	100.0	Red		WM-II	
3.2	Only secured landfill	35	30	15	80	0	25	0	25	25	70	95	97.6	Red		WM-II	
3.3	Only incinerator	35	30	15	80	25	25	15	65	30	70	100	100.0	Red		WM-II	
<b>4.0</b>	<b>COMMON BIO-MEDICAL WASTE TREATMENT FACILITY (CBWTF)</b>																
4.1	CBWTF	20	25	20	65	35	20	25	80	20	20	40	90.5	Red		WM-I	
4.2	CBWTF using cleaner/gaseous fuel	20	25	20	65	35	20	10	65	20	20	40	83.4	Red		WM-I	

**ii. LIST OF BLUE CATEGORY SECTORS- Essential Environmental Services for Domestic/Household Activities:**

S. No.	Sector	W1	W2	W3	PI <sub>w</sub>	A1	A2	A3	PI <sub>A</sub>	H1	H2	PI <sub>H</sub>	Pollution Index (PI)	Category	Remarks	Concerned Division	
<b>1.0</b>	<b>MUNICIPAL SOLID WASTE MANAGEMENT FACILITY</b>																
1.1	Municipal Solid Waste Management Facility (Sanitary landfill/ Integrated Sanitary landfill with material recycling facility/ refused derived fuel, etc.)	35	30	15	80	35	25	0	60	0	0	0	86.0	Blue		UPC-II	
1.2	Waste to energy power plants	0	15	30	45	35	25	35	95	10	50	60	97.6	Blue		UPC-II	
1.3	Bio-mining of legacy waste projects	35	30	25	90	35	25	0	60	0	0	0	93.0	Blue		UPC-II	
1.4	Municipal Solid Waste Bio-methanation plant (Quantity of MSW ≥ 5 TPD)	30	25	25	80	0	20	0	20	0	0	0	82.0	Blue		UPC-II	
1.5	Municipal Solid Waste Composting Facility (Quantity of MSW ≥ 5 TPD)	30	25	15	70	0	30	0	30	0	0	0	74.5	Blue		UPC-II	
1.6	Municipal Solid Waste Material Recovery Facility (Quantity of MSW ≥ 5 TPD)	20	25	15	60	0	30	0	30	0	0	0	66.0	Blue		UPC-II	
2.0	Construction and Demolition (C&D) Waste Processing Plants	10	0	15	25	25	25	0	50	0	0	0	56.3	Blue	Wastewater of high TDS of inorganic nature is generated.	UPC-I	
<b>3.0</b>	<b>SEWAGE TREATMENT PLANT</b>																
3.1	Sewage Treatment Plant (5 MLD and above)	20	0	35	55	0	20	0	20	0	0	0	59.5	Blue		WQM-I	
3.2	Sewage Treatment Plant (less than 5 MLD)	20	0	25	45	0	20	0	20	0	0	0	50.5	Blue		WQM-I	



**ANNEXURE-III**  
**(LIST OF SERVICE/INFRASTRUCTURE DEVELOPMENT SECTORS**  
**CLASSIFIED UNDER RED, ORANGE, GREEN, AND WHITE**  
**CATEGORIES)**

**SERVICE/INFRASTRUCTURE DEVELOPMENT SECTORS**

S. No.	Sector	W1	W2	W3	PI <sub>w</sub>	A1	A2	A3	PI <sub>A</sub>	H1	H2	PI <sub>H</sub>	Pollution Index (PI)	Category	Remarks	Concerned Division	
1.0	<b>STANDALONE GENERATOR SET (Genset)</b> ( i. Standalone genset(s) of total capacity less than 1000 KVA may not require additional classification. The used oil/waste oil generated during repair and maintenance need to be disposed through authorized hazardous waste recycler by service provider/OEM. ii. Projects such data centers etc. having pollution potential due to gensets only, may be classified based on the capacity and fuel used.)																
1.1	Genset(s) of total capacity $\geq$ 1 MVA, using liquid fuel	0	0	0	0	25	0	25	50	30	10	40	60.0	Orange		UPC-I	
1.2	Genset(s) of total capacity $\geq$ 1 MVA, using cleaner/gaseous fuel	0	0	0	0	25	0	10	35	30	10	40	50.5	Green		UPC-I	
2.0	Airports	20	0	35	55	25	0	25	50	30	10	40	75.3	Orange	Airports generates mainly domestic sewage as wastewater. Emissions and generation of hazardous waste due to overall operations in airport are considered.	UPC-I	
3.0	<b>HEALTH CARE FACILITIES (HCFs) (AS DEFINED UNDER BIO-MEDICAL WASTE MANAGEMENT RULES, 2016)</b> (Sectors generates bio-medical waste. As per methodology scores assigned to H.)																
3.1	HCFs with captive incinerator, irrespective of number of beds	20	0	15	35	35	20	25	80			50	88.5	Red		WM-I	
3.2	more than 1000 bedded HCFs	20	0	35	55	0	0	0	0			100	100.0	Red		WM-I	
3.3	501 to 1,000 bedded HCFs	20	0	30	50	0	0	0	0			80	85.0	Red		WM-I	
3.4	201 to 500 bedded HCFs	20	0	30	50	0	0	0	0			60	70.0	Orange		WM-I	
3.5	51 to 200 bedded HCFs	20	0	20	40	0	0	0	0			50	60.0	Orange		WM-I	
3.6	11 to 50 bedded HCFs	20	0	20	40	0	0	0	0			40	52.0	Green		WM-I	
3.7	Up to 10 bedded HCFs	20	0	15	35	0	0	0	0			30	44.8	Green		WM-I	
3.8	Non-bedded HCFs	0	0	0	0	0	0	0	0			25	25.0	Green		WM-I	
4.0	<b>HOTELS/BANQUET HALLS HAVING ROOM FACILITY</b>																
4.1	Hotels (above 3 star) or having 100 & above rooms	20	25	30	75	25	0	25	50	0	0	0	81.3	Red		UPC-I	

S. No.	Sector	W1	W2	W3	PI <sub>w</sub>	A1	A2	A3	PI <sub>A</sub>	H1	H2	PI <sub>H</sub>	Pollution Index (PI)	Category	Remarks	Concerned Division	
4.2	Hotels (above 3 star) or having 100 & above rooms (based on cleaner /gaseous fuel)	20	25	30	75	25	0	10	35	0	0	0	79.4	Orange		UPC-I	
4.3	Hotels (up to 3 star) or having more than 20 rooms but less than 100 rooms.	20	25	20	65	25	0	25	50	0	0	0	73.8	Orange		UPC-I	
4.4	Up to 20 rooms	10	25	15	50	0	0	10	10	0	0	0	52.5	Green		UPC-I	
5.0	<b>RAILWAY LOCOMOTIVE WORK SHOP/ INTEGRATED ROAD TRANSPORT WORKSHOP/ AUTHORIZED SERVICE CENTERS</b>																
5.1	Railway locomotive work shop/ Integrated road transport workshop/ Authorized service centers (wastewater generation ≥ 10 KLD)	20	25	25	70	30	25	0	55	30	10	40	84.3	Red		IPC-V	
5.2	Railway locomotive work shop/ Integrated road transport workshop/ Authorized service centers (wastewater generation <10 KLD)	20	25	15	60	30	25	0	55	30	10	40	79.0	Orange		IPC-V	
6.0	<b>RAILWAY STATIONS</b>																
6.1	Railway Stations (Wastewater Generation ≥ 5 MLD)	20	0	35	55	25	0	25	50	30	10	40	75.3	Orange	Wastewater generating from public toilets, public taps, platform, and apron washing, coach cleaning, laundry, restaurants etc.  Emissions and generation of hazardous waste due to overall operations are considered.	UPC-I	
6.2	Railway Stations (Wastewater Generation ≥ 100 KLD, but < 5 MLD)	20	0	15	35	0	0	0	0	0	0	0	35.0	Green	Wastewater generating from various domestic uses as public toilets, public taps, platforms, and apron washing, restaurants etc.	UPC-I	

S. No.	Sector	W1	W2	W3	PI <sub>w</sub>	A1	A2	A3	PI <sub>A</sub>	H1	H2	PI <sub>H</sub>	Pollution Index (PI)	Category	Remarks	Concerned Division	
7.0	<b>RAILWAY SIDINGS</b> (Fugitive emissions due to loading, unloading, storage and transportation of the minerals.)																
7.1	Railway sidings / Mineral stock yard	0	0	0	0	0	25	0	25	0	0	0	25.0	Green		UPC-I	
7.2	Railway sidings only for defence purpose	0	0	0	0	0	0	0	0	0	0	0	0.0	White		UPC-I	
8.0	<b>PORTS AND HARBOURS</b>																
8.1	Ports and harbours, jetties and dredging operations	20	30	25	75	0	25	0	25	30	20	50	84.4	Red		WM-I	
8.2	Ports and harbours (only containers handling)/ Captive jetties	20	25	20	65	0	25	0	25	30	10	40	76.4	Orange		WM-I	
9.0	Automobile service stations/ workshops	20	25	20	65	20	0	0	20	30	10	40	75.5	Orange		IPC-V	
10.0	<b>BUILDING CONSTRUCTION PROJECTS</b> ( i. During the construction phase, the sector is mainly air polluting. However, in post construction phase it is mainly water polluting due to generation of sewage. Consent to Establish/Operate to be taken as per EC conditions, as applicable. ii. Building construction project $\geq$ 5,000 sq. m., but $<$ 20,000 sq. m. built-up area (with connectivity to terminal STP) may not require separate classification. iii. For projects $<$ 5000 the wastewater shall be managed according to on-site sanitation methods as mentioned in the Manual on Sewerage and Sewage Treatment System (2013), published by the Central Public Health and Environmental Engineering Organisation (CPHEEO), and as amended from time to time.)																
10.1	Building construction project $\geq$ 20,000 sq. m. built-up area	20	0	25	45	25	0	25	50	0	0	0	61.3	Orange		UPC-I	
10.2	Building construction project $\geq$ 5,000 sq. m., but $<$ 20,000 sq. m. built-up area (without connectivity to terminal STP)	20	0	20	40	0	0	0	0	0	0	0	40.0	Green		UPC-I	
11.0	Standalone mechanized laundry (using boiler)	20	0	20	40	25	0	25	50	0	0	0	60.0	Orange		IPC-V	
12.0	New highway construction project	0	0	0	0	25	25	25	75	0	0	0	75.0	Orange	Such projects involve use of hot mix plants, ready-mix concrete plants, construction activities generating fugitive emissions, etc.	UPC-I	

S. No.	Sector	W1	W2	W3	PI <sub>w</sub>	A1	A2	A3	PI <sub>A</sub>	H1	H2	PI <sub>H</sub>	Pollution Index (PI)	Category	Remarks	Concerned Division	
13.0	<b>DAIRY FARM</b> (Dairy farms having less than 15 animals do not require separate classification.)																
13.1	Dairy Farm (having more than 500 animals)	30	25	25	80	0	20	0	20	0	0	0	82.0	Red		IPC-IV	
13.2	Dairy Farm (having 101 to 500 animals)	30	25	20	75	0	20	0	20	0	0	0	77.5	Orange		IPC-IV	
13.3	Dairy Farm (having 15 to 100 animals)	30	25	15	70	0	20	0	20	0	0	0	73.0	Orange		IPC-IV	
14.0	Gold Assaying & Hallmarking Centres	0	0	0	0	35	0	0	35	25	10	35	46.4	Green	Lead oxide, nitrous fumes are generated during cupellation and parting acid treatment, respectively contributing to the air emissions. The hazardous waste is generated during fire assay in the form of spent cupels bearing lead, spent acid, scrubbed water etc.	IPC-V	
15.0	Facility of handling, storage, and transportation of food grains in bulk	0	0	0	0	0	25	0	25	0	0	0	25.0	Green		IPC-V	
16.0	Flyash export or disposal operations	0	0	0	0	0	25	0	25	0	0	0	25.0	Green		IPC-V	
17.0	Oil and gas transportation pipeline (excluding pipeline covered under definition of isolated storage of hazardous chemicals, as per Manufacture, Storage, and Import of Hazardous Chemicals Rules, 1989)	0	0	0	0	25	0	10	35	0	0	0	35.0	Green		IPC-I	
18.0	Gaushalas	20	0	15	35	0	20	0	20	0	0	0	41.5	Green		IPC-IV	

S. No.	Sector	W1	W2	W3	PI <sub>w</sub>	A1	A2	A3	PI <sub>A</sub>	H1	H2	PI <sub>H</sub>	Pollution Index (PI)	Category	Remarks	Concerned Division
19.0	Household bio-digesters/gobar-gas (cow-dung) plants based on biodegradable wastes, etc.	0	0	0	0	0	20	0	20	0	0	0	20.0	White		IPC-V



**ANNEXURE-IV**  
**(LIST OF OTHERS/SPECIAL CATEGORY SECTORS CLASSIFIED UNDER RED, ORANGE, GREEN, AND WHITE CATEGORIES)**

**OTHERS/SPECIAL CATEGORY SECTORS**

S. No.	Sector	W1	W2	W3	PI <sub>w</sub>	A1	A2	A3	PI <sub>A</sub>	H1	H2	PI <sub>H</sub>	Pollution Index (PI)	Category	Remarks	Concerned Division	
1.0	<b>HYDEL POWER PLANTS INCLUDING PUMPED STORAGE PROJECTS</b>																
1.1	Hydel power plants (Capacity > 50 MW)													Red	PI may be considered as 90.	IPC-II	
1.2	Mini Hydel power plants (Capacity from more than 25 MVA and up to 50 MW)													Orange	PI may be considered as 67.5.	IPC-II	
1.3	Mini Hydel power plants (Capacity ≤ 25 MW)													White	PI may be considered as 12.5.	IPC-II	
2.0	<b>SAND / RIVERBED MATERIAL MINING FROM RIVERBED AND ITS FLOODPLAINS</b> (excluding manual excavation) ( i. Sand / riverbed material mining from riverbed and its floodplains may cause ecological disturbances, erosion of riverbed, change in hydro-geological conditions & river ecosystem, etc. ii. Cluster mining means that the distance of mining lease area is less than 500 m from periphery of another lease area. iii. This categorization is made considering the ecological damages and not based on pollution potential/index. iv. Cluster mining as defined in 'Enforcement & Monitoring Guidelines for Sand Mining, 2020', issued by MoEF&CC.)																
2.1	Mining lease area more than 5 hectares or Mining lease area up to 5 hectares which is part of cluster mining													Red	PI may be considered as 90.	IPC-II	
2.2	Standalone mining lease area up to five hectares in areas (not a part of any cluster mining)													Orange	PI may be considered as 67.5.	IPC-II	

**ANNEXURE-V**

**FORMAT FOR SUBMISSION OF INFORMATION BY SPCBS/PCCS REGARDING SECTORS  
CLASSIFIED UNDER WHITE CATEGORY**

S. No.	Sector	Water Pollutant Score (PI <sub>w</sub> )				Air Pollutant Score (PI <sub>A</sub> )				Waste Pollutant Score (PI <sub>B</sub> )			Pollution Index (PI)	Remarks (including brief description of process and pollution potential)
		W1	W2	W3	W	A1	A2	A3	A	H1	H2	H		



**A tool for progressive environmental Management**



**Central Pollution Control Board**

"Parivesh Bhawan", East Arjun Nagar, Delhi - 110032

**BEFORE THE HONOURABLE NATIONAL GREEN TRIBUNAL****SOUTHERN BENCH, CHENNAI****in Original Application No. 120 of 2025 (SZ)**

**REPORT OF THE JOINT COMMITTEE IN THE MATTER OF O.A. NO.120 OF 2025 (SZ) SUBMITTED TO HON'BLE NATIONAL GREEN TRIBUNAL, SOUTHERN BENCH, CHENNAI IN COMPLIANCE TO HON'BLE NGT ORDER DATED 29<sup>TH</sup> MAY, 2025**

**INDEX**

<b>S. No.</b>	<b>Particulars</b>	<b>Page No.</b>
1.	Joint Committee report in O.A. No.120 of 2025 (SZ)	1-23
2.	<b>Annexure-1:</b> Hon'ble NGT order copy dated 28.05.2025.	24-28
3.	<b>Annexure-2:</b> Interim progress report of Joint Committee	29-69
4.	<b>Annexure-3:</b> Letter furnished by the petitioner on the day of inspection.	70
5.	<b>Annexure-4:</b> Consent to Operate (CTO) order dated:16.06.2020 with a validity upto to 31.03.2027.	71-76
6.	<b>Annexure-5:</b> Approval of the Ground Water and Water Audit Department dated 22.04.2021	77-78
7.	<b>Annexure-6:</b> Flow chart of the ETP & STP.	79-81
8.	<b>Annexure-7:</b> APPCB siting Guidelines for establishment of certain industries dated: 01.03.2019.	82-86
9.	<b>Annexure-8:</b> Report of the Water Resources Department, Y.I. Sub Division, Samalkot dated 05.08.2025	87
10.	<b>Annexure-9:</b> Report of the Ground Water & Water Audit Department dated 20.08.2025.	88-89

**Date:** 30.08.2025**Place:** Kakinada.

*MBS Pratik Rao*  
**Environmental Engineer,**  
**A.P. Pollution Control APPCB,**  
**Regional Office, Kakinada.**  
 ENVIRONMENTAL ENGINEER  
 A.P.POLLUTION CONTROL BOARD  
 Regional Office, KAKINADA

**JOINT COMMITTEE REPORT SUBMITTED TO THE HON'BLE NATIONAL GREEN TRIBUNAL, SOUTHERN ZONE IN OA. NO. 120 OF 2025 (SZ) EARLIER OA NO. 209 OF 2025 (PB) IN THE MATTER "MATLA CHINNI VERSUS CENTRAL POLLUTION CONTROL BOARD AND OTHERS" IN COMPLIANCE TO THE ORDER DATED 23.07.2025**

**1.0 Background**

Grievance in the O.A No. 209 of 2025 (PB) has been registered by the Hon'ble National Green Tribunal (NGT), Principal Bench (PB), New Delhi based on letter petition dated 16.05.2024 received from Sri Matla Chinni vs Central Pollution Control Board & Ors. Further the same was renumbered as O.A No 120 of 2025 (SZ) vide order dated 08.07.2025 is about operation of a Shrimp processing unit named as M/s. Avanti Frozen Private Limited, R.Sy.No.342, 349, 360, 362 & 363, Yerravaram Village, Yeleswaram Mandal, Kakinada District. The applicant has alleged that:

*"...the peoples residing in the Mandalaie. Yelleswaram, Kirlampudi, Jaggampeta and Prathipadu, each Mandal consisting of about 12 village, who are drinking polluted water and getting polluted air which were evaluated from out of Avanti Frozen Foods Private Limited, Yermavaram Village 533 435, Yeleswaram Mandal, Kakinada District.*

*...Avanti Frozen Foods Private Limited, Yerravaram Village-533435, Yeleswaram Mandal, Kakinada District, without taking any precautionary measurements like sending the waste water to separate canal which is not utilized by anyone and controlling of air pollution running the same, as the said waste water is sending the canals water which chemical water is mixing with the canal water, which water is drinking by the people which is causing hazardous to the lives of the people, fatties and all living things in the river. Further the said Avanti Frozen Foods Private Limited, Yerravaram Vilage - 533435, Yeleswaram Mandal, Kakinada District, is not controlling the air pollution which is evaluating from out of the factory which is mixing with the air and the same air is taking by the people residing in the aforesaid Mandal and thereby the peoples are suffering with (1) Fibrin purulent exudates on liver, heart and spleen, (2) Hemorrhagic necrotic enteritis. (3) Congested of lungs, (4) qufactive necrotic changes on liver. (5) pseudomembrane formation on liver and heart and other ailments, due to drinking of polluted water and air which were evaluated from out of the Avanti Frozen Foods Private Limited, Yerravaram Village 533435, Yeleswaram Mandal, Kakinada District....*

*...The water is tested by various laboratories and opined that "the water has organic content in it and has a pungent smell. it is not suitable for drinking or other domestic purposes with reference to the Standards of Drinking Water as per IS 10.500-2012", the said report was issued by Industrial Consultancy Services, University College of Engineering, Jawaharlal Nehru Technological University, Kakinada. Further it came to light that due to leaving of the polluted water and air, the polluted water is going deep in to the earth layers which also causing damage to the crops in not yielding good yields of crop every year consequently the farmers are sustaining huge loss in their agriculture works..."*

The Hon'ble NGT passed an order dated 28.05.2025 in the aforesaid OA No. 209 of 2025 (PB) and directed the following:

*"5. In view of the environmental questions involved in the case, we also consider it appropriate that a Joint Committee be constituted to verify the factual position and suggest appropriate remedial action. Accordingly, we constitute a Joint Committee comprising of officers duly authorized by Member Secretary, CPCB, Member Secretary, APPCB and District Collector -cum- District Magistrate, Kakinada and direct the same to meet within two weeks, undertake visits to the site, look into the grievances of the applicant, associate the applicant and representative of the concerned project proponent, verify the factual position and suggest appropriate remedial action. The APPCB will be the nodal agency for coordination and compliance."*

The copy of Hon'ble NGT order dated 28.05.2025 is enclosed as **Annexure-1**.

## **2.0 Constitution of the Joint Committee**

In compliance with the aforesaid Hon'ble NGT order dated 28.05.2025, the Central Pollution Control Board (CPCB) vide letter dated 06.06.2025 nominated Smt. Sowmya D, Scientist-E, to represent CPCB as member of the Committee. The Andhra Pradesh Pollution Control Board (APPCB) vide letter dated 11.06.2025, nominated Sri M.B.S. Sankara Rao, Environmental Engineer, Regional Office, Kakinada, as the APPCB representative and Nodal Officer for the Committee. The Collector & District Magistrate, Kakinada District, vide order dated 16.06.2025, authorized the Revenue Divisional Officer, Peddapuram to represent the District Administration in the Joint Committee constituted by the Hon'ble NGT.

### 3.0 Meeting, site visit and inspection by the Joint Committee

The Joint Committee conducted a preliminary meeting through video conference on 01.07.2025, wherein the Committee discussed in detail the grievance raised in the letter petition of Sri Matla Chinni dated 16.05.2024 and the directions given in the order of the Hon'ble NGT (PB), New Delhi. Pursuant to the discussions, the Committee finalized the schedule for undertaking a site inspection to ascertain the factual position and to recommend appropriate remedial actions. An interim progress report of the Joint Committee was accordingly submitted before the Hon'ble NGT (SZ) on 03.07.2025. A copy of the interim progress report is enclosed as **Annexure – 2**.

The Joint Committee thereafter visited and inspected the shrimp processing unit M/s. Avanti Frozen Private Limited located at R.Sy.No.342, 349, 360, 362 & 363, Yerravaram Village, Yeleswaram Mandal, Kakinada District along with the surrounding areas on 05.08.2025. The following committee members were present during the inspection:

1. Smt. K Sri Ramani, Revenue Divisional Officer, Peddapuram
2. Smt. Sowmya D, Scientist-E, CPCB, Regional Directorate, Chennai
3. Sri. MBS Sankara Rao, Environmental Engineer, APPCB, Regional Office, Kakinada

The following members accompanied the Joint Committee during the inspection:

1. Sri A Ravi Kumar, Deputy Executive Engineer, Water Resource Department, Samalkot
2. Sri P Radha Krishna, District Ground Water Officer, Ground Water & Water Audit Department, Kakinada District
3. Sri Gopi Sireesh, Junior Scientific Officer, APPCB, Zonal Laboratory, Visakhapatnam
4. Sri ASRC Murthy, Assistant Environmental Engineer, APPCB, Regional Office, Kakinada.

As directed in the Hon'ble NGT order dated 28.05.2025, the Environmental Engineer, APPCB, Regional Office Kakinada (Nodal Office) vide letter dated 01.08.2025 informed Sri Matla Chinni, petitioner regarding the inspection of M/s. Avanti Frozen Private Limited, Yerravaram Village by the Joint Committee on 05.08.2025. Sri Matla Chinni, Petitioner was present during the visit of the Joint Committee on 05.08.2025. The Committee interacted with Sri Matla Chinni, Petitioner and the representatives of the industry, namely Sri U. Upendra, Production Manager and Sri MSN Raju, Plant Maintenance Manager, who were present during the visit.


The Petitioner informed the Committee that he had an apprehension that the industry might be discharging the wastewater into the nearby water bodies, however he has not seen or identified the exact location of the alleged illegal disposal of wastewater by the industry.

During the inspection, the Joint Committee inspected the unit, surrounding area, collected wastewater samples from ETP and water samples from surrounding water bodies. Verified documents maintained by the facility and Online Continuous Emission Monitoring System (OCEMS) data.

The Petitioner accompanied the Joint Committee for inspection of the area around the industry and nearby canals in the area. During the inspection, Petitioner has not shown any location of illegal disposal of effluent from the industry. The Committee collected wastewater samples from outlet of the ETP, ground water and surface water samples in the surrounding area in presence of the Petitioner and the samples were sealed in his presence. The letter furnished by the Petitioner on the day of inspection is enclosed as **Annexure – 3**.

#### **4.0 About M/s. Avanti Frozen Foods Private Limited**

M/s. Avanti Frozen Foods Private Limited is located at R.Sy.No.342, 349, 360, 362 & 363, Yerravaram Village, Yeleswaram Mandal, Kakinada District and is a shrimp processing unit which is categorized under Orange Category of industry as per the CPCB classification of the industries. The unit commenced the commercial operations on 06.05.2017. The geographical location of the facility is shown in **Image 1**.



**Image 1: Geographical location of the unit**

#### 4.1 Location of the unit

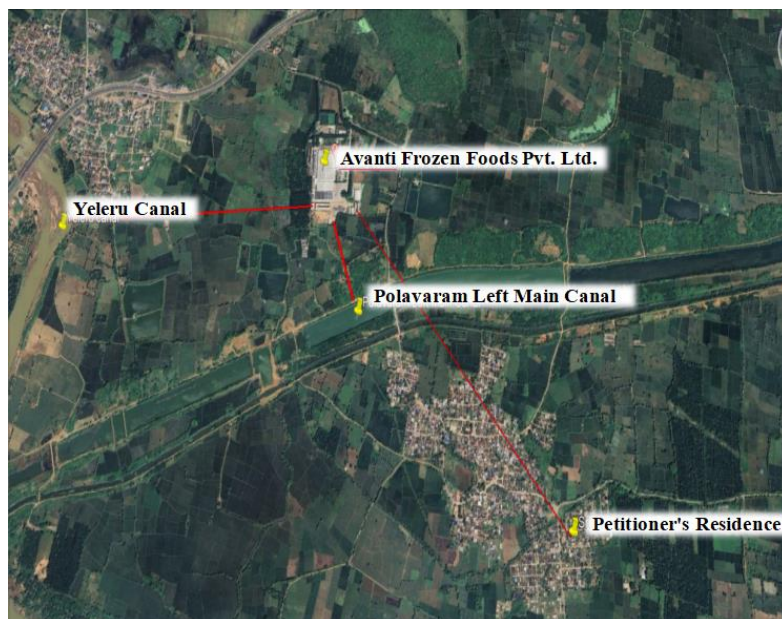
The industry is located at R.Sy.No.342, 349, 360, 362 & 363, Yerravaram Village, Yeleswaram Mandal, Kakinada District covering an area of 84.33 acres (comprising of 47.04 acres of own land and 37.29 acres of leased land), of which 7.02 acres was developed as built-up area. The unit is surrounded by agricultural land on three sides and by Yerravaram to Kirlampudi Village Road towards North. The nearest habitation is Peddanapalli village, situated at a distance of about 500 m in south-east of the industry. Apart from this, Yerravaram village is located at a distance of about 725 m towards the west. Sri Matla Chinni, Petitioner, a resident of Peddanapalli Village resides at a distance of about 1.40 km from the industry in the south-eastern direction.

#### 4.2 Distance from nearest water bodies

The water bodies situated in the vicinity of the unit are as follow:

- Polavaram Left Main Canal – about 290 m towards South
- Pushkara Canal – about 440 m toward South
- Yeleru Irrigation Canal – about 1.15 km towards West
- Yeleru Reservoir – about 7.1 km towards North-West

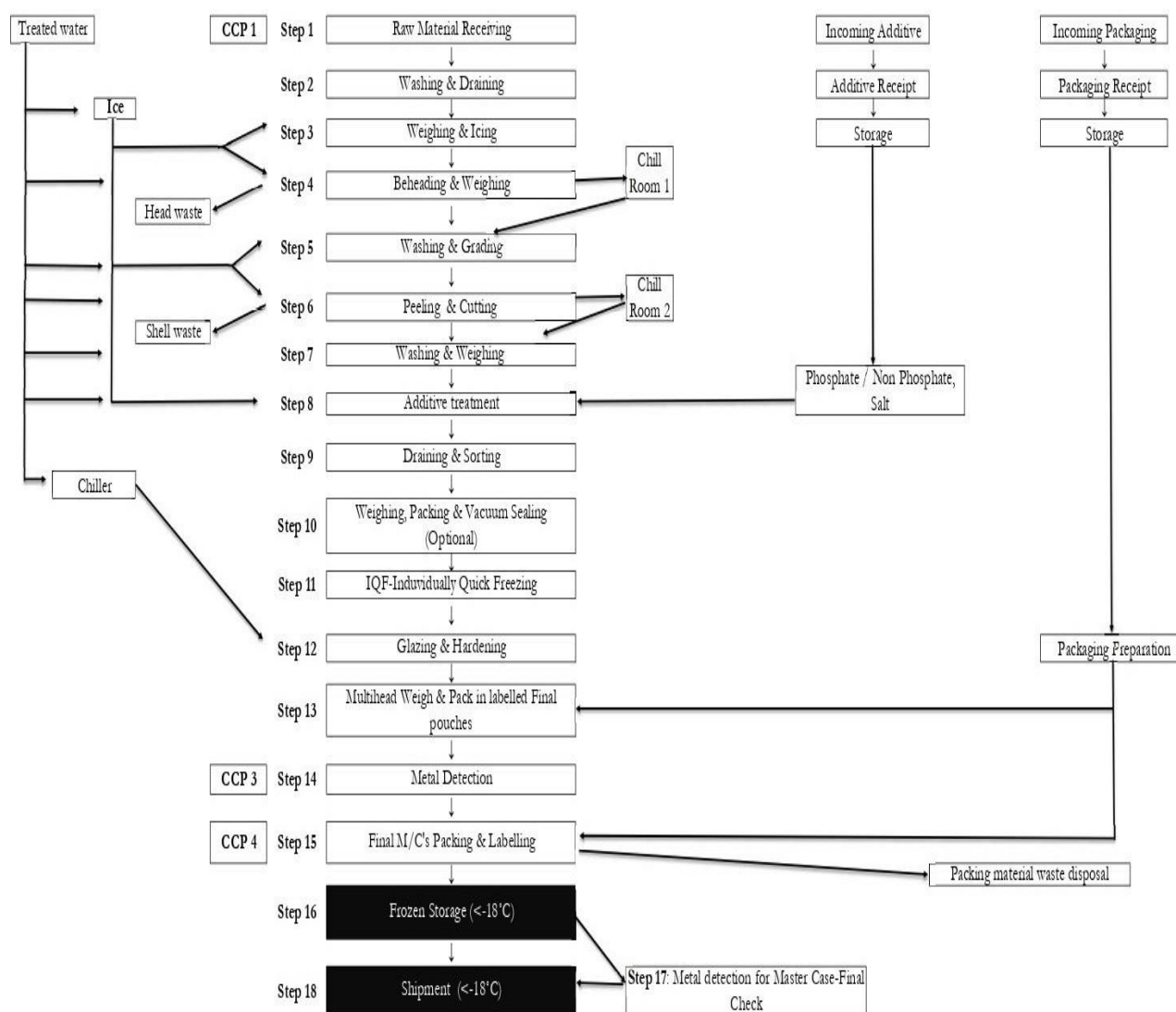
Geographic location of the industry, canals and petitioner's residence are shown in **Image - 2**.



**Image 2: Surrounding locations of the Unit**

### 4.3 Process description

The processing of shrimp at the unit begins with the receipt of raw shrimp, procured from farmers and unit-owned farms, which are transported in refrigerated vehicles and conveyed to the processing area through a closed chute. The shrimp are initially washed with 2 PPM chlorinated water, weighed and iced to maintain freshness, followed by manual de-heading and re-washing. They are then graded, deveined and subjected to a final wash before undergoing additive treatment. Thereafter, the shrimp are drained, sorted, quick frozen (IQF), glazed, re-hardened, weighed, packed and passed through a metal detector to ensure product safety. The processed shrimp are finally carton-packed, stored at a temperature below  $-18^{\circ}\text{C}$  and dispatched in refrigerated containers. The process flow chart is shown in **Image 3**.



**Image 3: Process flow chart**

## 5.0 Status of consents issued by APPCB

M/s. Avanti Frozen Foods Private Limited was established in the year 2017. The unit has obtained Consent to Establish (CTE) from the APPCB vide order dated. 26.12.2015 and subsequently obtained Consent to Operate (CTO) from the Board from time to time. The latest CTO was issued vide order dated 16.06.2020 with a validity upto 31.03.2027 for manufacturing products as shown in **Table 1**.

**Table 1: Products and consent quantities as per CTO date 16.06.2020**

Sl. No.	Products	Consent Quantity (TPD)
1.	Processed Shrimp	50
2.	Tube Ice	80
3.	Flake Ice	110

A copy of the CTO order dated 16.06.2020 is attached as **Annexure – 4**.

## 6.0 Observations of Joint Committee

The observations of the Joint Committee based on the inspection of the unit and surrounding area, verification of the documents and records maintained by the unit, OCEMS data, records and analysis reports furnished by APPCB are as follow:

### 6.1 Water Consumption

#### i. Source of water

The industry meets its water requirement through borewells located within the premises. Of the three borewells available, two are in operation and one is not in use. The Ground Water & Water Audit Department, vide order dated 22.04.2021, accorded approval to the industry for drawing up to 495 KLD of groundwater. A copy of the approval is annexed as **Annexure-5**.

#### ii. Water Utilization

Water is utilized for various purposes, including shrimp cleaning, floor and equipment washings, manufacture of tube ice and flake ice, boiler make-up and domestic requirements.

As per the Consent to Operate order dated 16.06.2020, the water consumption limits permitted for the unit is tabulated in **Table 2**.

**Table 2: Permitted water consumption as per CTO dated 16.06.2020**

<b>Sl. No.</b>	<b>Purpose</b>	<b>Permitted water consumption (KLD)</b>
1.	Process and washings	500
2.	Boiler	10
3.	Domestic	30

### iii. Location of flow-meters and water consumption record

The industry has installed magnetic flow meters at the bore wells to assess the actual water consumption and is maintaining records.

As per the records, the month-wise details of water consumption for the period from February 2025 to July 2025 is as shown in **Table 3**.

**Table 3: Month-wise water consumption records**

<b>Sl. No.</b>	<b>Month</b>	<b>Water consumed per month (KL)</b>
1.	February 2025	8047
2.	April 2025	8575
3.	June 2025	8680
4.	March 2025	8836
5.	May 2025	8802
6.	July 2025	9450
<b>Total</b>		<b>52390</b>

From the above records, the total water consumption during the period is 52,390 KL, which corresponds to an average of 289.4 KLD against the permitted quantity of 540 KLD under the CTO.

## 6.2 Wastewater Generation

### i. Sources of wastewater generation

The industry generates wastewater from the shrimp washing, soaking of shrimp, cleaning of process hall, floor and equipment washings, boiler blow down and domestic activities.

As per the CTO order dated 16.06.2020, the permitted wastewater generation and the corresponding disposal methods are represented in **Table 4**.

**Table 4: Permitted Wastewater Generation and Mode of Disposal as per CTO**

Sl. No.	Purpose	Permitted wastewater generation	Point of Disposal
1.	Process	469 KLD	After treatment in the ETP, the treated water shall be used for onland irrigation within the premises and leased land of 13.8 acres.
2.	Boiler	1.0 KLD	
3.	Domestic	24.0 KLD	After treatment in the STP, the treated water shall be used for onland irrigation within the premises and leased land of 13.08 acres

**ii. Location of flow-meters and quantity of wastewater generated**

The industry has provided flow meter at the inlet of ETP - I and II to monitor quantity of process wastewater generated and treated and is maintaining records. Similarly, a flow meter is installed at the outlet of the STP to record quantity of sewage treated.

**a. Quantity of process wastewater generated**

As per the records, the month-wise details of process wastewater generation are provided in **Table 5**.

**Table 5: Month-wise process wastewater generation**

Sl. No.	Month	Process Wastewater generated (KL)
1.	February 2025	7903
2.	April 2025	8281
3.	June 2025	8648
4.	March 2025	8744
5.	May 2025	8742
6.	July 2025	8954
<b>Total</b>		<b>51272</b>

From the above, the total process wastewater generated during February–July 2025 was 51,272 KL, corresponding to an average of 283.27 KLD, which is within the permitted limit of 470 KLD as per the conditions in CTO.

**b. Quantity of domestic wastewater generated**

The industry employed approximately 2,700 workmen, of which about 450 are provided with hostel facilities within the premises. The wastewater generated from domestic operations is treated in the in-house Sewage Treatment Plant (STP).

As per records, the month-wise details of domestic wastewater treated in the STP are presented in **Table 6**.

**Table 6: Month-wise domestic wastewater generation**

<b>Sl. No.</b>	<b>Month</b>	<b>Domestic Wastewater generated (KL)</b>
1.	February 2025	435
2.	April 2025	461
3.	June 2025	437
4.	March 2025	459
5.	May 2025	465
6.	July 2025	457
<b>Total</b>		<b>2714</b>

Thus, the domestic wastewater generated during February–July 2025 was 2,714 KL, which corresponds to an average of 14.9 KLD, as against the permitted 24 KLD under the CTO.

### **6.3 Wastewater Treatment**

#### **i. Effluent Treatment Plant (ETP)**

The industry has installed two ETPs with capacities of 1000 KLD and 600 KLD, respectively. Both ETPs are based on the Activated Sludge Process (ASP) and comprise the following treatment units: Bar Screen Chamber, Collection Tank, Equalization Tank, Primary Clarifier, Aeration Tanks, Secondary Clarifier, Sludge Filter Press, and Treated Water Collection Tank.

#### **ii. Sewage Treatment Plant (STP)**

The industry has provided a STP of 60 KLD capacity for the treatment of domestic wastewater. The STP consists of a Screen Chamber, Collection Tank, Equalization Tank, Aeration Tank, Clarifier, and Dual Media Filter.

The flow chart of both the ETP and STP are enclosed as **Annexure – 6**.

### **6.4 Analysis Results**

During the inspection, the Joint Committee collected samples of outlet of ETP-I and II and the STP to verify compliance with the standards stipulated. The results of the analysis are presented in **Table 7**.

**Table 7: Analysis results of treated effluent**

S. No	Parameter	Outlet of ETP-I (600 KLD)	Outlet of ETP-II (1000 KLD)	Outlet of STP	Standards stipulated by the Board vide CTO order dated 16.06.2020
1.	pH	7.55	7.34	7.35	5.5 – 9.0
2.	Total Suspended Solids (TSS)	33	82	26	100 mg/l
3.	Total Dissolved Solids (TDS)	1952	1990	2028	2100 mg/l
4.	Chemical Oxygen Demand (COD)	56	140	48	250 mg/l
5.	Biochemical Oxygen Demand (BOD)	12	24	8	30 mg/l
6.	Oil & Grease	<1.0	<1.0	<1.0	10

The Committee also collected samples of Mixed Liquor Suspended Solids (MLSS) from the aeration tanks of ETP-I (600 KLD) and ETP-II (1000 KLD). The results are presented in **Table 8**.

**Table 8: MLSS analysis of aeration tanks**

S. No.	Parameter	Aeration tank of ETP-I	Aeration tank of ETP-II
1.	pH @ 25 <sup>o</sup> C	6.51	7.52
2.	Mixed Liquor Suspended Solids (MLSS) in mg/l	3422	2190

As per the analysis, the MLSS concentration in the aeration tanks of both ETP-I (3422 mg/l) and ETP-II (2190 mg/l) is above 2000 mg/l, which indicates the regular and effective functioning of the biological treatment process.

## 6.5 Treated wastewater disposal

The unit is permitted to generate and treat 470 KLD of effluent and 24 KLD of sewage to comply with the prescribed discharge standards and permitted to use treated water for onland irrigation within the premises and leased land of 13.8 acres as per CTO conditions. As per the APPCB siting guidelines for establishment of certain industries dated 01.03.2019, an industry shall dispose 10 KLD of treated wastewater in one acre of land (**Annexure – 7**). Accordingly, maximum land area required for disposal of treated

wastewater is 50 acres. During February–July 2025, an average of 283.27 KLD of effluent and 14.9 KLD of sewage is generated. Accordingly land requirement for disposal of treated effluent is 30 acres.

The unit has a total land area of 84.33 acres (47.04 acres is own land and 37.29 acres is leased land). Out of 84.33 acres, 7.02 acres is developed as built-up area, while the remaining 77.31 acres has been earmarked for the utilization of treated wastewater through onland irrigation/plantation. The land area (77.31 acres) available with the unit for the utilization of treated wastewater through onland irrigation/plantation is adequate for disposal of permitted quantity of treated effluent disposal (50 acres) as per CTO.

In the CTO, there is inconsistency in the land area mentioned for disposal of treated effluent through irrigation and it requires to be modified.

The treated effluent is conveyed through above ground HDPE pipelines placed in concrete channels from ETP to the irrigation land/plantation for onland disposal.

The industry has also provided a lined lagoon adjacent to the ETP with a storage capacity of 5500 KL (equivalent to 11 days of storage) for holding treated wastewater prior to its use for onland application.

## 6.6 Online Continuous Effluent Monitoring System (OCEMS)

The industry has installed OCEMS at common outlet of ETP-I & II and provided connectivity to the APPCB website. The online data recorded for the period from 01.02.2025 to 31.07.2025 is presented in **Table 9**.

**Table 9: OCEM data recorded during February-July, 2025**

Parameter	pH	TSS in mg/l	BOD in mg/l	COD in mg/l
Maximum value	9.33	46.02	29.54	84.62
Median value	7.96	10.27	12.93	37.02
Data availability %	100	100	100	100
Standards stipulated by the Board vide CTO order dated 16.06.2020	5.5 – 9.0	100	30	250

## 7.0 Solid waste generation

The industry has two cold rooms for the storage of shrimp head and shell waste generated. The industry transports the shrimp head and shell waste in closed vehicles to the chitin manufacturing units namely M/s. Balaji Aqua and Poultry Feed LLP, D.No.1-1234/1, Asramam Street, Velivenu Village, Tanuku Mandal, West Godavari District within 24 hours of generation to avoid foul odour nuisance in the premises. The month wise details of disposal of shrimp head and shell waste is shown in **Table 10**.

**Table 10: Month-wise details of solid waste generated**

<b>Sl. No.</b>	<b>Month</b>	<b>Shrimp Head &amp; Shell waste disposed during the month in Tons</b>
1.	February 2025	425
2.	April 2025	429
3.	June 2025	375
4.	March 2025	489
5.	May 2025	398
6.	July 2025	332
<b>Total</b>		<b>2448 Tons</b>

As per the above, the industry generated approximately 2448 tons of shrimp head and shell waste during the period February 2025 to July 2025. An average 13.5 TPD of shrimp head and shell waste are produced and it is within the consented quantity of 15 TPD.

## 8.0 Air Pollution

The sources of air pollution in the industry are two Non-IBR diesel-fired boilers of 850 Kg/hr capacity each and four DG Sets of 1010 KVA capacity each, maintained as standby power supply units. The industry has provided adequate stack heights (12 m for the boilers and 10 m for the DG sets) to ensure proper dispersion of flue gases.

The shrimp processing activity is continuous and carried out in closed sheds, preventing stagnation of processed shrimp or shrimp waste within the premises. Therefore, no odour nuisance is observed outside the industry during the inspection, contrary to the complainant's allegation.

## 8.1 Storage of Ammonia and Safety measures implemented

The industry is having ammonia storage tanks – 3 Nos with total storage capacity 9,000 litres. For safety and environmental monitoring, the industry has installed 16 Nos of ammonia (NH<sub>3</sub>) gas detection sensors at critical locations such as valve stations, ice units, compressors, ammonia receiver area, condensers, and other processing zones etc., to facilitate early leak detection and ensure operational safety.

The industry has obtained NOC dated 12.03.2023 from AP State Disaster Response and Fire Service Department with a validity upto 11.09.2026.

## 9.0 Surface Water sample collection and analysis in surrounding areas

During the joint committee inspection, surface water samples were collected at five locations (both upstream and downstream of the industry) as mentioned below and the analysis results are presented in the **Table 11**.

- A. Upstream of Yerravaram channel near NH-16 at Yerravaram
- B. Downstream of Yerravaram channel behind ladies hostel of M/s. Avanti Frozen Foods Pvt. Ltd., Yerravaram (V), Yeleswaram (M), Kakinada District
- C. Downstream of Yerravaram channel joining into left main canal of Polavaram near Peddanapalle (V), Kakinada District
- D. Upstream of Pushkara Canal near Polavaram left main canal, Peddanapalle (V), Kakinada District
- E. Downstream of Pushkara Canal at Shivalayam Temple, Peddanapalle (V), Kakinada District

**Table 11: Analysis results of surface water samples**

S. No	Parameter	Unit	Sample codes				
			A	B	C	D	E
1.	pH @ 25°C	-	7.29	7.37	7.58	7.31	7.36
2.	Dissolved Oxygen (DO)	mg/l	4.7	4.6	4.8	6.1	6.3
3.	Total Suspended Solids (at 105°C)	mg/l	17	37	34	24	35
4.	Total Dissolved Solids (at 180°C)	mg/l	412	392	464	162	104
5.	Chemical Oxygen Demand (COD)	mg/l	<5	<5	<5	<5	<5

6.	Biochemical Oxygen Demand (BOD) 3 days @ 27C	mg/l	2.3	2.6	2.9	2.2	2.0
7.	Chloride (as Cl)	mg/l	65	60	125	25	20
8.	Total Hardness (as CaCO <sub>3</sub> )	mg/l	220	188	220	120	80
9.	Total Alkalinity (as CaCO <sub>3</sub> )	mg/l	248	236	252	112	60
10.	Calcium Hardness (as CaCO <sub>3</sub> )	mg/l	140	120	132	84	48
11.	Magnesium Hardness (as CaCO <sub>3</sub> )	mg/l	80	68	88	36	32
12.	Nitrate (NO <sub>3</sub> )	mg/l	10.14	9.47	9.03	9.65	8.85
13.	Nitrite Nitrogen (as NO <sub>2</sub> -N)	mg/l	0.08	0.09	0.05	0.08	0.16
14.	Ammonical Nitrogen (as NH <sub>3</sub> -N)	mg/l	<0.4	<0.4	<0.4	<0.4	<0.4
15.	Fluoride (as F <sup>-</sup> )	mg/l	<0.2	0.31	0.57	<0.2	<0.2
16.	Ortho Phosphate (as PO <sub>4</sub> <sup>3-</sup> )	mg/l	<0.05	<0.05	<0.05	<0.05	<0.05
17.	Sulphate (as SO <sub>4</sub> <sup>2-</sup> )	mg/l	8.68	<5	13.0	10.4	10.8
18.	Sodium (as Na)	mg/l	54.17	56.87	95.50	16.69	11.43
19.	Potassium (as K)	mg/l	4.10	3.98	4.22	2.56	1.68

The surface water samples collected in 5 locations in the surroundings of the industry indicates that there is no discharge of industrial effluent to the Yerravaram channel and Pushkara Canal.

#### 10.0 Ground Water sample collection and analysis

Ground water samples were collected at six locations within the industry premises (including leased land of the industry) as below and the analysis results are presented in the **Table 12.**

- F.** Borewell water (Agricultural use), behind Bus Shed
- G.** Borewell water (Agricultural use), behind Boys Hostel
- H.** Borewell water (Agricultural use), at Main Sub-station
- I.** Borewell water (Industrial use), behind New Ladies Hostel
- J.** Borewell water (Industrial use), behind Old Ladies Hostel
- K.** Piezometer well water, near ETP area

**Table 12: Analysis results of ground water samples**

S. No	Parameter	Unit	Sample codes						Drinking water standard
			F	G	H	I	J	K	

									<b>(BIS:IS:10500, 2012)</b>
1.	pH @ 25C	-	7.11	7.27	6.91	7.10	7.08	6.96	6.5 to 9.5
2.	Conductivity	mg/l	1281	1622	2380	1397	2060	1958	--
3.	Total Dissolved Solids (at 180°C)	mg/l	844	1072	1562	924	1356	1288	500
4.	Chloride (as Cl)	mg/l	222	322	544	262	486	468	250
5.	Total Hardness (as CaCO <sub>3</sub> )	mg/l	500	588	800	500	700	560	200
6.	Total Alkalinity (as CaCO <sub>3</sub> )	mg/l	460	504	568	472	476	440	200
7.	Ortho Phosphate (as PO <sub>4</sub> <sup>3-</sup> )	mg/l	<0.04	<0.04	0.27	<0.04	0.04	<0.04	--
8.	Sulphate (as SO <sub>4</sub> <sup>2-</sup> )	mg/l	26.2	38.6	48.5	30.4	42.3	43.3	200
9.	Fluoride (as F)	mg/l	0.41	0.36	<0.2	<0.2	0.27	<0.2	1.0
10.	Nitrate (as NO <sub>3</sub> )	mg/l	29.30	22.53	31.78	22.53	43.38	27.22	45
11.	Nitrite Nitrogen (as NO <sub>2</sub> -N)	mg/l	<0.02	<0.02	0.25	<0.02	0.02	0.02	--
12.	Ammonical Nitrogen (as NH <sub>3</sub> -N)	mg/l	<0.4	<0.4	<0.4	<0.4	<0.4	<0.4	--
13.	Calcium Hardness (as CaCO <sub>3</sub> )	mg/l	284	300	472	260	156	212	75
14.	Magnesium Hardness (as CaCO <sub>3</sub> )	mg/l	216	288	328	240	544	348	30
15.	Sodium (as Na)	mg/l	118	151	260	141	204	232	--
16.	Potassium (as K)	mg/l	2.20	3.34	2.15	2.71	1.95	1.64	--

From the analysis results, the ground water samples collected in 5 locations within industry and it's surrounding area within the permissible limits of drinking water standards

(BIS:IS:10500, 2012) except for TDS, Magnesium, Calcium, Total Alkalinity, and Total Hardness, which is due to geographical conditions.

### **11.0 Authenticity of the complaint**

The main allegation of the petitioner is that the Janjnavathi River and Yeleswaram Dam, which serve as vital water sources for drinking, agriculture, and livestock, are being polluted due to the discharge of untreated effluents by M/s. Avanti Frozen Foods Pvt. Ltd., thereby compelling villagers to consume polluted water.

The Joint Committee held discussions with Sri A Ravi Kumar, Deputy Executive Engineer, Water Resource Department, Samalkot and Sri P. Radha Krishna, District Ground Water Officer, Ground Water & Water Audit Department, Kakinada District, regarding this allegation.

- The Water Resource Department officials clarified that there is no river named “Janjnavathi” in the district, as mentioned by the petitioner in the representation to the Hon’ble NGT.
- They further informed that the operations of M/s. Avanti Frozen Foods Pvt. Ltd. have no impact on the Yeleru Reservoir and its irrigation canals, as the industry is located downstream and away from the reservoir.
- The District Ground Water Officer informed that a piezometer has been installed at Yerravaram Village for regular monitoring of groundwater quality and furnished monitoring reports to the Committee.

### **11.1 Report of the Irrigation Department:**

The DEE, Water Resource Department (Irrigation) vide report dated 05.08.2025, stated that the Yeleru Reservoir is on the upstream side of M/s. Avanti Frozen Foods Private Limited which is at distance of about 7.1 KM and hence discharging of water into the river on the upstream side of Yeleru dam is not feasible and not found. During the Joint committee inspection in the presence of petitioner, it was not found the discharging of any wastewater into the “Yerravaram Calava” on the downstream side of Yeleru dam which is flowing nearby M/s. Avanti Frozen Foods Private Limited (**Annexure – 8**).

## 11.2 Report of the Ground Water Department:

The District Ground Water Officer, Kakinada reported that 6 wells are existed in the premises of the industry which are drilled from 30m to 33m depth deployed with 7 HP and 7.5 HP submersible pumps. Two wells are being used for industrial needs and three wells are being used for agricultural needs. One piezometer well was established for continuous water level monitoring in the premises. The ground water department has established piezometer in Yarravaram village and that piezometer is located at 1.3 km North-East and is on the upstream side of river Eleru from the premises of M/s. Avanti Frozen foods Pvt. Ltd.

Based on field observations, the analytical data of ground water samples and the historical data available in the department, the Ground Water Department concluded that there is no negative impact on ground water regime in and around the premises of M/s. Avanti Frozen foods Pvt. Ltd, Yarravaram Village, Yeleswaram Mandal. The report of Ground Water & Water Audit Department dated 20.08.2025 is placed at **Annexure – 9**.

## 12.0 Conclusion and Recommendations

1. The industry has Effluent Treatment Plant and Sewage Treatment Plant of adequate capacity for treatment of wastewater generated from the industry and also has adequate land for utilizing treated effluents for irrigation.
2. As per the analysis results of the wastewater samples collected at the outlet of the ETP and also Continuous Online Effluent Quality Monitoring Data, the treated wastewater is meeting the discharge standards stipulated by the APPCB.
3. There is no discharge of wastewater from the industry into the nearby waterbodies as observed by the committee. The petitioner expressed apprehension that the industry was discharging effluents into nearby water bodies but he could not identify or demonstrate the alleged discharge locations.
4. The joint committee inspected the premises and nearby canals in presence of the petitioner but he was not able to show the location of alleged illegal discharge of effluents from the industry.

5. The Irrigation Department, in their report dated 19.08.2025, stated that Yeleru Reservoir is about 7.1 km away in up-streams side of M/s. Avanti Frozen Foods Pvt. Ltd., and discharge of wastewater into the river is not feasible. Further, during the joint committee inspection in the petitioner's presence, no wastewater discharge was observed into the "Yerravaram Calava" flowing downstream of the Yeleru dam near the industry.
6. The District Ground Water Officer, Kakinada reported that the field observations, groundwater analysis and historical data shows that there is no negative impact on the groundwater regime around M/s. Avanti Frozen Foods Pvt. Ltd.
7. From the above, it is concluded that the allegations raised by the petitioner are without merit, as he was unable to indicate any specific location of the alleged illegal discharges and during the interaction, clarified that his complaint was based only on an apprehension. Further, during the inspection, no instances of water pollution were observed, either through physical verification of the industry or as per the analysis results of the collected samples.
8. It is recommended that the APPCB shall modify CTO issued to the industry and mention the maximum land area required for disposal of treated effluent through irrigation in accordance to the APPCB siting guidelines for establishment of industries.

*K. Sri Ramani*

Smt. K. Sri Ramani, Revenue  
Divisional  
Peddapuram

*Sowmya*

Smt. Sowmya D, Scientist 'E',  
CPCB, Regional Directorate,  
Chennai

*MBS Shankara Rao*

Sri MBS. Sankara Rao,  
Environmental Engineer,  
APPCB, Regional Office,  
Kakinada

### PHOTOGRAPHS



Name and display board



Fine Screen



Clarifier



Clarifier



Aeration tank



Aeration tank



Screw Dehydrator



Sludge Drying Bed



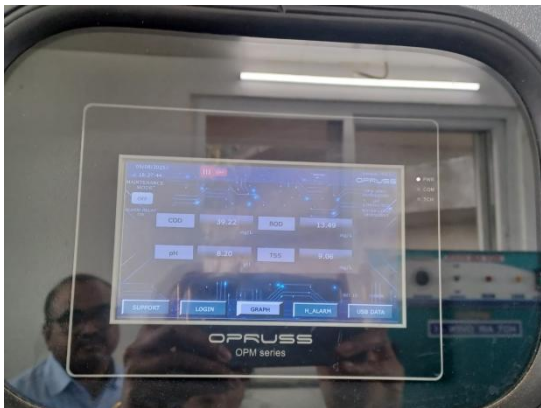
Guard Pond



Treated water Tanks



Pipeline carrying treated effluent to irrigation fields



Online Continuous Effluent Monitoring System





Solid waste – Shrip head



Cold storage for storing solid waste and solid waste chute

Item No. 04

Court No. 2

**BEFORE THE NATIONAL GREEN TRIBUNAL  
PRINCIPAL BENCH, NEW DELHI**

Original Application No. 209/2025

Malta Chinni

Applicant

Versus

CPCB &amp; Ors.

Respondents

Date of hearing: 28.05.2025

**CORAM: HON'BLE MR. JUSTICE ARUN KUMAR TYAGI, JUDICIAL MEMBER  
HON'BLE DR. AFROZ AHMAD, EXPERT MEMBER**

Applicant: None for the Applicant.

**ORDER**

1. Malta Chinni has sent the present letter petition dated 16.05.2024 to this Tribunal, which has been treated and registered as O.A. No. 209/2025 for exercise of suo motu jurisdiction.
2. The relevant part of the letter petition enumeration grievances of the applicants reads as under:-

***“Subject:- Prevention of Water and Air pollution evaluated from Avanti Frozen Foods Private Limited, Yerravaram Village 533 435 Yeleswaram Mandal, Kakinada District- Save Fundamental Rights of peoples health of Yelleswaram, Kirlampudi, Jaggampeta and Prathipadu mandals request-Regarding.***

X X X X

*With reference to the above subject, I bring the problems facing by the peoples residing in the Mandalaie. Yelleswaram, Kirlampudi, Jaggampeta and Prathipadu, each Mandal consisting of about 12 village, who are drinking polluted water and getting polluted air which were evaluated from out of Avanti Frozen Foods Private Limited, Yermavaram Village 533 435, Yeleswaram Mandal, Kakinada District.*

*I am CITIZEN of Yelleswaram Mandal and having got most respect towards law and order. I am rendering my services as human citizen in and around the Yelleswaram Mandal. There is a river Janjnavathi flowing and there are Yelleswaram dam for storage of the said river water which water was sent to*

*the Villages in Yelleswaram, Kirlampudi, Jaggampeta, Prathipadu Mandals by way of small canals and the said water is utilized by the farmers for agricultural activities, for drinking purpose of the peoples, for feeding cattle, and number of animals are drinking the said water, residing in the aforesaid Mandals, which water is the only source of livelihood for the peoples of the aforesaid Mandals*

*While so, the said Avanti Frozen Foods Private Limited, Yerravaram Village-533435, Yeleswaram Mandal, Kakinada District, without taking any precautionary measurements like sending the waste water to separate canal which is not utilized by anyone and controlling of air pollution running the same, as the said waste water is sending the canals water which chemical water is mixing with the canal water, which water is drinking by the people which is causing hazardous to the lives of the people, fatties and all living things in the river. Further the said Avanti Frozen Foods Private Limited, Yerravaram Vilage - 533435, Yeleswaram Mandal, Kakinada District, is not controlling the air pollution which is evaluating from out of the factory which is mixing with the air and the same air is taking by the people residing in the aforesaid Mandal and thereby the peoples are suffering with (1) Fibrin purulent exudates on liver, heart and spleen, (2) Hemorrhagic necrotic enteritis. (3) Congested of lungs, (4) qufactive necrotic changes on liver. (5) pseudomembrane formation on liver and heart and other ailments, due to drinking of polluted water and air which were evaluated from out of the Avanti Frozen Foods Private Limited, Yerravaram Village 533435, Yeleswaram Mandal, Kakinada District. It is pertinent to observe that if the peoples residing in the aforesaid Mandals drink the polluted water and breathing polluted air, no doubt there is life danger to all the peoples who are residing in the aforesaid Mandals and the same cannot be compensated in terms of money.*

*The water is tested by various labouratories and opined that "the water has organic content in it and has a pungent smell. it is not suitable for drinking or other domestic purposes with reference to the Standards of Drinking Water as per IS 10.500-2012", the said report was issued by Industrial Consultancy Services, University College of Engineering, Jawaharlal Nehru Technological University, Kakinada. Further it came to light that due to leaving of the polluted water and air, the polluted water is going deep in to the earth layers which also causing damage to the crops in not yielding good yields of crop every year consequently the farmers are sustaining huge loss in their agriculture works.*

*Basing on the report Mandal Parishad Development Officer, Mandal Praja Parishad, Yeleswaram, to take appropriate action against the said Avanti Frozen Foods Private Limited, Yerravaram Village 533 435, Yeleswaram Mandal, Kakinada District.*

*Having scented the action yet to be taken by the Mandal Parishad Cvelopment Office, the said Avanti Frozen Foods Private Limited. Yerravaram Vilage-533 435, Veleswaram Mandal, Kakinada District, making hectic efforts and managing the things in its favour to get suitable reports.*

*I am herewith enclosing all necessary papers along with this representation for kind perusal of all of your goodself and for appropriate action against the said Avanti Frozen Foods Private Limited, Yerravaram Village-533 435, Yeleswaram Mandal, Kakinada District.*

*Under the aforesaid circumstances I being lawful citizen and rendering service to the people of the aforesaid Mandals, I being in dutiful condition, I brought the aforesaid facts to the notice of all of your goodself for taking appropriate action against the said Avanti Frozen Foods Private Limited, Yerravaram Village 533 435, Yeleswaram Mandal, Kakinada District, and cancelling all the licenses and etc given to it as the said Avanti Frozen Foods Private Limited, Yerravaram Village-533 435, Yeleswaram Mandal, Kanada District, intentionally violated the fundamental rights of peoples residing in the aforesaid Mandal, by releasing polluted water and air from its factory, and render justice to all the peoples residing in the aforesaid Mandals, which kindness is very much helpful to the peoples.”*

3. *Prima facie* the averments made in the application raise substantial questions relating to environment arising out of the implementation of the enactments specified in Schedule-I to the National Green Tribunal Act, 2010.

4. In view of the averments in the application, we consider it appropriate to have response of (1) Central Pollution Control Board through its Member Secretary, (2) Andhra Pradesh Pollution Control Borad through its Member Secretary, (3) District Collector -cum- District Magistrate, Kakinada, (4) Registrar of Companies, Andhra Pradesh and (5) State Ground Water Authority, Andhra Pradesh, and (6) M/s. Avanti Frozen Foods Private Limited, 533-435, Village Yerravaram, Mandal Yeleswaram, District Kakinada who are impleaded as respondents no. 1 to 6. The Registry is directed to prepare and attach memo of parties to the application and issue notices to respondents No. 1 to 6 requiring them to file their reply/response within two months.

5. In view of the environmental questions involved in the case, we also consider it appropriate that a Joint Committee be constituted to verify the factual position and suggest appropriate remedial action.

Accordingly, we constitute a Joint Committee comprising of officers duly authorized by Member Secretary, CPCB, Member Secretary, APPCB and District Collector -cum- District Magistrate, Kakinada and direct the same to meet within two weeks, undertake visits to the site, look into the grievances of the applicant, associate the applicant and representative of the concerned project proponent, verify the factual position and suggest appropriate remedial action. The APPCB will be the nodal agency for coordination and compliance.

6. Even though in the present case cognizance has been taken by this Bench on the basis of letter petition received by post with approval and assignment under order of Hon'ble Chairperson, but in view of the facts and circumstances of the case including the fact that the place of accrual of cause of action lies within jurisdiction of the Southern Zone Bench of this Tribunal at Chennai we are of the considered view that it will be appropriate if the case is further heard by the Southern Zone Bench of this Tribunal at Chennai.

7. Accordingly, the Registry is directed to list the matter before the Southern Zone Bench of this Tribunal at Chennai on 08.07.2025 after obtaining orders from Hon'ble the Chairperson for transfer of the case.

8. Report of the Joint Committee may be filed by APPCB and replies/ responses may be filed by respondents no. 1 to 6 before the Southern Zone Bench of this Tribunal at Chennai within two months.

9. A copy of this order be sent to the Member Secretary, CPCB, Member Secretary, APPCB and District Collector -cum- District Magistrate, Kakinada by email for requisite compliance.

Arun Kumar Tyagi, JM

Dr. Afroz Ahmad, EM

May 28<sup>th</sup>, 2025  
Original Application No. 209/2025/AB

**Annexure - 2**

**BEFORE THE HON'BLE NATIONAL GREEN TRIBUNAL  
PRINCIPAL BENCH, NEW DELHI  
ORIGINAL APPLICATION NO. 209 of 2025 (PB)**

**INTERIM PROGRESS REPORT OF THE JOINT COMMITTEE IN COMPLIANCE WITH HON'BLE NGT ORDERS DT. 28.05.2025 IN ORIGINAL APPLICATION (O.A) NO. 209 OF 2025 (PB) FILED IN THE HON'BLE NATIONAL GREEN TRIBUNAL (NGT), PRINCIPAL BENCH (PB), NEW DELHI BY SRI MALTA CHINNI, RESIDENT OF YERRAVARAM VILLAGE, YELESWARAM MANDAL, KAKINADA DISTRICT, ANDHRA PRADESH.**

S. No.	Particulars	Page No.
1.	Interim progress report of Joint Committee in compliance with Hon'ble NGT Orders dt. 28.05.2025 in Original Application No. 209 of 2025 (PB), New Delhi.	1-5
2.	<b>Annexure-I</b> , Copy of the Hon'ble NGT (PB) Order dt 28.05.2025.	6-10
3.	<b>Annexure-II</b> , Copy of the Consent to Establish (CTE) order dated 26.12.2015.	11-17
4.	<b>Annexure-III</b> , Copy of the Consent to Operate (CTO) order dated 26.04.2017 and further amendment order 06.05.2017 with a validity upto 31.03.2027.	18-23
5.	<b>Annexure-IV</b> , Copy of the Consent to Establish (CTE) Expansion order dated 27.02.2020.	24-29
6.	<b>Annexure-V</b> , Copy of the Consent to Operate (CTO) Expansion order dated 16.06.2020 with a validity upto 31.03.2027.	30-35
7.	<b>Annexure-VI</b> , Copy of CPCB Nomination for the Committee in Original Application No. 209 of 2025 (PB) dated 06.06.2025.	36-37
8.	<b>Annexure-VII</b> , Copy of APPCB, Head Office nominated officials for Joint Committed vide Ir dt.11.06.2025.	38-39
9.	<b>Annexure-VIII</b> , note orders by the Collector and District Magistrate, Kakinada District, nominating the Revenue Divisional Officer, Peddapuram as a member of the Joint Committee.	40

*MBS Shankar Rao*

**NODAL OFFICER  
A.P. Pollution Control APPCB,  
Regional Office, Kakinada**

Date: 03.07.2025

**INTERIM PROGRESS REPORT OF THE JOINT COMMITTEE IN COMPLIANCE WITH HON'BLE NGT ORDERS DT. 28.05.2025 IN ORIGINAL APPLICATION NO.209 OF 2025 (PB) FILED IN THE HON'BLE NATIONAL GREEN TRIBUNAL (NGT), PRINCIPAL BENCH, NEW DELHI BY SRI MALTA CHINNI RESIDENT OF YERRAVARAM VILLAGE, YELESWARAM MANDAL, KAKINADA DISTRICT AGAINST M/S. AVANTI FROZEN FOODS PVT. LTD., YERRAVARAM VILLAGE, YELESWARAM MANDAL, KAKINADA DISTRICT**

It is submitted that Sri Malta Chinni has submitted letter petition dated 16.05.2024 to the Hon'ble National Green Tribunal (NGT), Principal Bench, New Delhi alleging that "the people of Yeleswaram, Kirlampudi, Jaggampeta and Prathipadu Mandals (each consisting of about 12 villages) are facing severe problems viz., the residents are compelled to drink polluted water and breathe contaminated air originating from M/s Avanti Frozen Foods Pvt. Ltd., Yerravaram Village, Yeleswaram Mandal, Kakinada District. He further alleged that the Janjnavathi River and Yeleswaram Dam serve as vital water sources for drinking, agriculture, and livestock in these Mandals and M/s Avanti Frozen Foods Pvt. Ltd., has been discharging untreated effluents into canals connected to this system, contaminating water and air without proper safeguards. This has resulted in severe health issues among the population and damage to crops." He further requested to kindly take immediate and appropriate action, including the cancellation of licenses/permissions granted to the company, to protect the health and rights of the affected communities.

The Hon'ble National Green Tribunal (NGT), Principal Bench, New Delhi registered O.A.No.209 of 2025, on the allegations of Sri Malta Chinni against M/s. Avanti Frozen Foods Private Limited, Yerravaram Village, Yeleswaram Mandal, Kakinada District and vide order dated 28.05.2025 constituted a Joint Committee comprising of officers duly authorized by Member Secretary, CPCB, Member Secretary, APPCB and District Collector -cum- District Magistrate, Kakinada and directed to undertake visits to the site, look into the grievances of the applicant, associate the applicant and representative of the concerned project proponent, verify the factual position and suggest appropriate remedial action and directed the APPCB to act as a nodal agency for coordination and compliance. Also, Hon'ble NGT directed that the report of the Joint Committee may be filed by APPCB and replies of the responses may be filed by the respondents No.1 to 6 before the Southern Zone Bench of this Tribunal within Two months.

Also, it is submitted that the Hon'ble NGT (PB), New Delhi has directed the registry to list the matter before the Southern Zone Bench, NGT, Chennai on 08.07.2025 after obtaining orders from the Hon'ble Chairperson for transfer of the case. (A copy of the order of the Hon'ble NGT, (PB), New Delhi dated 28.05.2025 is attached as **Annexure – I**)

It is submitted that the 6<sup>th</sup> respondent i.e., M/s. Avanti Frozen Foods Private Limited is a processed shrimp producing unit located at Yerravaram Village, Yeleswaram Mandal, Kakinada District. The unit has obtained Consent to Establish (CTE) of Andhra Pradesh Pollution Control Board (APPCB) vide order dated 26.12.2015 for producing Processed Shrimp – 40 TPD, Tube Ice-80 TPD & Flake Ice-90 TPD. (A copy of the CTE order dated 26.12.2015 is attached **Annexure-II**)

M/s. Avanti Frozen Foods Private Limited, Yerravaram Village, Yeleswaram Mandal, Kakinada District has obtained Consent to Operate (CTO) of Andhra Pradesh Pollution Control Board (APPCB) vide order dated 26.04.2017 with a validity upto 31.03.2018 for Processed Shrimp – 40 TPD, Tube Ice-80 TPD & Flake Ice-90 TPD stipulating conditions and the date of validity has been extended upto 31.03.2027 vide CTO amendment order dated 06.05.2017. (A copy of the CTO order dated 26.04.2017 & Amendment order dated 06.05.2017 are attached **Annexure-III**)

M/s. Avanti Frozen Foods Private Limited has obtained CTE (Expansion) from APPCB vide order dated 27.02.2020 for increasing production capacity of Processed Shrimp – from 40 TPD to 50 TPD & Flake Ice- from 90 TPD to 110 TPD. (A copy of the CTE (Expansion) order dated 27.02.2020 is attached **Annexure-IV**)

Subsequently, M/s. Avanti Frozen Foods Private Limited, Yerravaram Village, Yeleswaram Mandal, Kakinada District has obtained CTO of the Board for expansion vide order dated 16.06.2020 with a validity upto 31.03.2027 for increasing the production capacity of Processed Shrimp to 50 TPD & Flake Ice to 110 TPD stipulating conditions. (A copy of the CTO (Expansion) order dated 16.06.2020 is attached **Annexure-V**)

The unit is having a total of 57.30 acres of land (44 acres own + 13.30 acres leased land), Out of this, 4.02 acres was developed as built-up area and the

remaining 52.24 acres is dedicated to onland application of treated effluents for greenbelt development.

**A. Measures taken by the industry to control water pollution:**

The prawn processing units are majorly water polluting. The primary source of pollution is the effluent generated during washing, de-heading, peeling, and cleaning of prawns. The wastewater generated is rich in organic matter, proteins, oils, and suspended solids. The details of permitted water consumption and wastewater generation, treatment facility provided and mode of disposal as per CTO order are as follows:

**a) Water Consumption:**

Sl. No.	Purpose	Permitted water composition as per CTO order dated 26.04.2017 & 16.06.2020
1.	Process & Washings	500 KLD
2.	Boiler	10 KLD
3.	Domestic	30 KLD

**b) Waste Water Generation and point of disposal:**

Sl. No.	Purpose	Permitted water composition as per CTO order dated 26.04.2017 & 16.06.2020	Point of Disposal
1.	Process	469 KLD	After treatment in the ETP, the treated water shall be used for onland irrigation within the premises and leased land of 13.8 acres.
2.	Boiler	1.0 KLD	
3.	Domestic	24.0 KLD	After treatment in the STP, the treated water shall be used for onland irrigation within the premises and leased land of 13.08 acres

**c) Details of Treatment facility provided for the treatment of trade effluents and domestic effluents:**

The industry generates wastewater of 469 KLD, Boiler Blow down of 1 KLD for which industry has established Effluent Treatment Plant (ETP) of capacity 600 KLD consisting of Bar Screen Chamber, Collection tank, Equalization tank, Primary Clarifier, Aeration tank-3 Nos. Secondary

Clarifier, Sludge filter press and Treated water collection tank. Also, the industry has provided Sewage Treatment Plant of capacity 60 KLD for the treatment of domestic wastewater.

- d) As per the consent order dated 16.06.2020, the treated wastewater (Process, Boiler Blow Down, Domestic) of about 494 KLD is being utilized for onland irrigation within the premises and also in the leased land of 13.80 acres.
- e) With regard to the Air Pollution sources, the industry is having 2 Nos of Non-IBR diesel fired boiler of capacity 850 Kg/hr & 4 Nos. of DG Sets of capacity 1010 KVA each as standby power supply.

**B. Constitution of Joint Committee as per the order of the Hon'ble NGT (PB), New Delhi dated 28.05.2025:**

- a) It is submitted that the CPCB, vide letter dated 06.06.2025, nominated Smt. Sowmya D., Scientist 'E' Regional Directorate, Chennai, as the CPCB representative to be a member of the Joint Committee. (A copy of the letter dated 06.06.2025 is submitted as **Annexure – VI**)
- b) The APPCB, Board Office, Vijayawada vide letter dated 11.06.2025, has nominated Sri M.B.S. Sankara Rao, Environmental Engineer, APPCB, Regional Office, Kakinada as the APPCB representative and Nodal Officer for the Committee. (A copy of the letter dated 11.06.2025 is submitted as **Annexure – VII**)
- c) The Collector & District Magistrate, Kakinada District vide order dated 16.06.2025 authorized the Revenue Divisional Officer, Peddapuram to be a member of the Joint Committee constituted by the Hon'ble NGT vide order dated 28.05.2025 in O.A No. 209 of 2025. (A copy of the note order dated 16.06.2025 is submitted as **Annexure – VIII**)
- d) The Joint Committee conducted preliminary meeting through Video Conference on 01.07.2025 and committee discussed in detail, the grievance in the letter petition of Sri Malta Chinni dated 16.05.2024, details in the order of the Hon'ble NGT (PB), New Delhi to undertake visits to the site and verify the factual position and suggest appropriate remedial action

- e) The grievance in the application, preliminary information of the industry and conditions in the CTO order issued by the APPCB are discussed in detail and planned for inspection of the industry and monitoring of quality water in the surrounding area. The committee members requested the APPCB to communicate the date of field visit to the applicant, Ground water Department and Irrigation Department to associate during the inspection.
- f) The committee has proposed to conduct field visit in the 3<sup>rd</sup> week of July, 2025 to verify the factual position of the industry, to interact the petitioner regarding grievance and to suggest the remedial action.

The interim progress report of the Joint Committee is submitted to the Hon'ble NGT in due compliance of the Hon'ble NGT (PB) Order dated 28.05.2025 in O.A. No.209 of 2025.

*MBS Shankar Rao*  
**ENVIRONMENTAL ENGINEER &  
NODAL OFFICER  
A.P. Pollution Control Board,  
Regional Office: Kakinada**

**Date:03.07.2025**

Item No. 04

Court No. 2

**BEFORE THE NATIONAL GREEN TRIBUNAL  
PRINCIPAL BENCH, NEW DELHI**

Original Application No. 209/2025

Malta Chinni

Applicant

Versus

CPCB &amp; Ors.

Respondents

Date of hearing: 28.05.2025

**CORAM: HON'BLE MR. JUSTICE ARUN KUMAR TYAGI, JUDICIAL MEMBER  
HON'BLE DR. AFROZ AHMAD, EXPERT MEMBER**

Applicant: None for the Applicant.

**ORDER**

1. Malta Chinni has sent the present letter petition dated 16.05.2024 to this Tribunal, which has been treated and registered as O.A. No. 209/2025 for exercise of suo motu jurisdiction.
2. The relevant part of the letter petition enumeration grievances of the applicants reads as under:-

***“Subject:- Prevention of Water and Air pollution evaluated from Avanti Frozen Foods Private Limited, Yerravaram Village 533 435 Yeleswaram Mandal, Kakinada District- Save Fundamental Rights of peoples health of Yelleswaram, Kirlampudi, Jaggampeta and Prathipadu mandals request-Regarding.***

X X X X

*With reference to the above subject, I bring the problems facing by the peoples residing in the Mandalaie. Yelleswaram, Kirlampudi, Jaggampeta and Prathipadu, each Mandal consisting of about 12 village, who are drinking polluted water and getting polluted air which were evaluated from out of Avanti Frozen Foods Private Limited, Yermavaram Village 533 435, Yeleswaram Mandal, Kakinada District.*

*I am CITIZEN of Yelleswaram Mandal and having got most respect towards law and order. I am rendering my services as human citizen in and around the Yelleswaram Mandal. There is a river Janjnavathi flowing and there are Yelleswaram dam for storage of the said river water which water was sent to*

*the Villages in Yelleswaram, Kirlampudi, Jaggampeta, Prathipadu Mandals by way of small canals and the said water is utilized by the farmers for agricultural activities, for drinking purpose of the peoples, for feeding cattle, and number of animals are drinking the said water, residing in the aforesaid Mandals, which water is the only source of livelihood for the peoples of the aforesaid Mandals*

*While so, the said Avanti Frozen Foods Private Limited, Yerravaram Village-533435, Yeleswaram Mandal, Kakinada District, without taking any precautionary measurements like sending the waste water to separate canal which is not utilized by anyone and controlling of air pollution running the same, as the said waste water is sending the canals water which chemical water is mixing with the canal water, which water is drinking by the people which is causing hazardous to the lives of the people, fatties and all living things in the river. Further the said Avanti Frozen Foods Private Limited, Yerravaram Vilage - 533435, Yeleswaram Mandal, Kakinada District, is not controlling the air pollution which is evaluating from out of the factory which is mixing with the air and the same air is taking by the people residing in the aforesaid Mandal and thereby the peoples are suffering with (1) Fibrin purulent exudates on liver, heart and spleen, (2) Hemorrhagic necrotic enteritis. (3) Congested of lungs, (4) qufactive necrotic changes on liver. (5) pseudomembrane formation on liver and heart and other ailments, due to drinking of polluted water and air which were evaluated from out of the Avanti Frozen Foods Private Limited, Yerravaram Village 533435, Yeleswaram Mandal, Kakinada District. It is pertinent to observe that if the peoples residing in the aforesaid Mandals drink the polluted water and breathing polluted air, no doubt there is life danger to all the peoples who are residing in the aforesaid Mandals and the same cannot be compensated in terms of money.*

*The water is tested by various labouratories and opined that "the water has organic content in it and has a pungent smell. it is not suitable for drinking or other domestic purposes with reference to the Standards of Drinking Water as per IS 10.500-2012", the said report was issued by Industrial Consultancy Services, University College of Engineering, Jawaharlal Nehru Technological University, Kakinada. Further it came to light that due to leaving of the polluted water and air, the polluted water is going deep in to the earth layers which also causing damage to the crops in not yielding good yields of crop every year consequently the farmers are sustaining huge loss in their agriculture works.*

*Basing on the report Mandal Parishad Development Officer, Mandal Praja Parishad, Yeleswaram, to take appropriate action against the said Avanti Frozen Foods Private Limited, Yerravaram Village 533 435, Yeleswaram Mandal, Kakinada District.*

*Having scented the action yet to be taken by the Mandal Parishad Cvelopment Office, the said Avanti Frozen Foods Private Limited. Yerravaram Vilage-533 435, Veleswaram Mandal, Kakinada District, making hectic efforts and managing the things in its favour to get suitable reports.*

*I am herewith enclosing all necessary papers along with this representation for kind perusal of all of your goodself and for appropriate action against the said Avanti Frozen Foods Private Limited, Yerravaram Village-533 435, Yeleswaram Mandal, Kakinada District.*

*Under the aforesaid circumstances I being lawful citizen and rendering service to the people of the aforesaid Mandals, I being in dutiful condition, I brought the aforesaid facts to the notice of all of your goodself for taking appropriate action against the said Avanti Frozen Foods Private Limited, Yerravaram Village 533 435, Yeleswaram Mandal, Kakinada District, and cancelling all the licenses and etc given to it as the said Avanti Frozen Foods Private Limited, Yerravaram Village-533 435, Yeleswaram Mandal, Kanada District, intentionally violated the fundamental rights of peoples residing in the aforesaid Mandal, by releasing polluted water and air from its factory, and render justice to all the peoples residing in the aforesaid Mandals, which kindness is very much helpful to the peoples.”*

3. *Prima facie* the averments made in the application raise substantial questions relating to environment arising out of the implementation of the enactments specified in Schedule-I to the National Green Tribunal Act, 2010.

4. In view of the averments in the application, we consider it appropriate to have response of (1) Central Pollution Control Board through its Member Secretary, (2) Andhra Pradesh Pollution Control Borad through its Member Secretary, (3) District Collector -cum- District Magistrate, Kakinada, (4) Registrar of Companies, Andhra Pradesh and (5) State Ground Water Authority, Andhra Pradesh, and (6) M/s. Avanti Frozen Foods Private Limited, 533-435, Village Yerravaram, Mandal Yeleswaram, District Kakinada who are impleaded as respondents no. 1 to 6. The Registry is directed to prepare and attach memo of parties to the application and issue notices to respondents No. 1 to 6 requiring them to file their reply/response within two months.

5. In view of the environmental questions involved in the case, we also consider it appropriate that a Joint Committee be constituted to verify the factual position and suggest appropriate remedial action.

Accordingly, we constitute a Joint Committee comprising of officers duly authorized by Member Secretary, CPCB, Member Secretary, APPCB and District Collector -cum- District Magistrate, Kakinada and direct the same to meet within two weeks, undertake visits to the site, look into the grievances of the applicant, associate the applicant and representative of the concerned project proponent, verify the factual position and suggest appropriate remedial action. The APPCB will be the nodal agency for coordination and compliance.

6. Even though in the present case cognizance has been taken by this Bench on the basis of letter petition received by post with approval and assignment under order of Hon'ble Chairperson, but in view of the facts and circumstances of the case including the fact that the place of accrual of cause of action lies within jurisdiction of the Southern Zone Bench of this Tribunal at Chennai we are of the considered view that it will be appropriate if the case is further heard by the Southern Zone Bench of this Tribunal at Chennai.

7. Accordingly, the Registry is directed to list the matter before the Southern Zone Bench of this Tribunal at Chennai on 08.07.2025 after obtaining orders from Hon'ble the Chairperson for transfer of the case.

8. Report of the Joint Committee may be filed by APPCB and replies/ responses may be filed by respondents no. 1 to 6 before the Southern Zone Bench of this Tribunal at Chennai within two months.

9. A copy of this order be sent to the Member Secretary, CPCB, Member Secretary, APPCB and District Collector -cum- District Magistrate, Kakinada by email for requisite compliance.

Arun Kumar Tyagi, JM

Dr. Afroz Ahmad, EM

May 28<sup>th</sup>, 2025  
Original Application No. 209/2025/AB



**ANDHRA PRADESH POLLUTION CONTROL BOARD**  
**ZONAL OFFICE: VISAKHAPATNAM**

**Annexure-II**

B.Madhusudana Raav, M.E., LL.B.,  
 Joint Chief Environmental Engineer

39-33-20/4/1,  
 Madhavadhara Vuda Colony, Visakhapatnam  
 Phone: 2719480, Fax: 2719380  
 Email: [vsp.zo.jcee@pcb.ap.gov.in](mailto:vsp.zo.jcee@pcb.ap.gov.in)

BY REGD. POST WITH ACK. DUE

CONSENT ORDER FOR ESTABLISHMENT

Order No.6125-KKD/APPCB/ZO-VSP/CFE/2015 1776

Date:26.12.2015

**Sub:** APPCB – ZO - VSP – CONSENT FOR ESTABLISHMENT (CFE) – M/s. Avanti Frozen Foods Private Limited, R.Sy.No.342, 349, 360, 362 & 363, Yerravaram Village, Yeleswaram Mandal, East Godavari District – Consent for Establishment of the Board under Sec.25 of Water (Prevention and Control of Pollution) Act, 1974 and under Sec.21 of Air (Prevention and Control of Pollution) Act, 1981 – Issued – Reg.

**Ref:**

1. Industry's CFE application received through single desk on 10.12.2015 at APPCB, Regional Office, Kakinada.
2. APPCB, Regional Office, Kakinada verification report dt.14.12.2015, received by Zonal Office, Visakhapatnam on 15.12.2015.
3. CFE Committee meeting held on 26.12.2015 at APPCB, Zonal Office, Visakhapatnam.

\* \* \*

1. In the reference 1<sup>st</sup> cited an application was submitted to the Board seeking Consent for Establishment (CFE) to carryout following activity as mentioned below, with a project cost of **Rs. 60,00,00,000/- (Rupees sixty crores only)**.

SNo.	Name of the Product	Proposed Capacity
1.	Processed Shrimp	40 TPD
2.	Tube Ice	80 TPD
3.	Flake Ice	90 TPD

2. As per the application, the above activity is to be located at R.Sy.No.342, 349, 360, 362 & 363, Yerravaram Village, Yeleswaram Mandal, East Godavari District.

3. The above site was inspected by the Environmental Engineer, Regional Office, Kakinada, A.P Pollution Control Board on 11.12.2015 and found that the industry is surrounded by East: Agricultural lands; West: Agricultural lands; North: Village Road; South: Agricultural lands.

4. The Board, after careful scrutiny of the application, verification report of Regional Officer, Kakinada, recommendation by the CFE committee meeting held on 26.12.2015 at APPCB, Zonal Office, Visakhapatnam, hereby issues CONSENT FOR ESTABLISHMENT to your unit / activity Under Section 25 of Water (Prevention & Control of Pollution) Act, 1974 and under Section 21 of Air (Prevention & Control of Pollution) Act, 1981 and the rules made there under. This order is issued to manufacture the products as mentioned at para (1) only.

5. This Consent Order now issued is subject to the conditions mentioned in Schedule 'A' and Schedule 'B'.
6. This order is issued from pollution control point of view only. Zoning and other regulations are not considered.

**Encl:** Schedules "A & B".

**To**  
**M/s. Avanti Frozen Foods Private Limited,**  
**C/o. Sri Alluri Indra Kumar,**  
**D.No.6-36-658, G-2, Concorde Apartments,**  
**Somajiguda, Hyderabad – 500 082**  
**Email: avantiho@avantifeeds.com**

*M. S. Srinivasan*  
**JOINT CHIEF ENVIRONMENTAL ENGINEER**  
Joint Chief Environmental Engineer  
A.P. POLLUTION CONTROL BOARD  
ZONAL OFFICE  
VISHACHAPATNAM

Copy to Commissioner of Industries, Chirag Ali lane, Abids, Hyderabad for information.  
Copy to Environmental Engineer, Regional Office, Kakinada for information and necessary action.  
Copy to General Manager, District Industries Center, Kakinada for information.

**SCHEDULE - A**

1. Separate meters with necessary pipe-line shall be provided for assessing the quantity of water used for each of the purposes mentioned below.
  - a. Industrial cooling.
  - b. Domestic purposes.
  - c. Processing whereby water gets polluted and pollutants are easily bio-degradable.
2. The industry shall provide a minimum stack height (H) to the DG sets as per the following formula.  

$$H = h + 0.2 \text{ SQRT (KVA)}$$
 KVA = Total generation capacity, h = Height of building where DG Set is installed.
3. The generator shall be installed in a closed area with a silencer and suitable noise absorption systems. The ambient noise level shall not exceed 75 dB(A) during day time and 70 dB(A) during night time measured from a distance of 5mtrs from the DG Set.
4. The industry shall install and commission appropriate control and ventilation system for controlling the air pollution.
5. The industry shall take appropriate measures to ensure that the ground level concentrations shall comply with revised National Ambient Quality Norms notified by MoE&F, GoI on 16.11.2009.
6. Floor washing shall be admitted into the effluent collection system only and shall not be allowed to find their way in storm drains or open areas. The applicant shall maintain good house keeping both within the factory and in the premises. All pipe valves, sewers, and drains shall be leak proof.
7. The solid waste arising in the premises shall be properly collected and disposed off.
8. There shall not be any perceptible odour outside the industry's premises.
9. All the rules and regulations notified by Ministry of Environment and Forests, Govt. of India in respect of noise pollution control measures shall be followed to avoid nuisance to public.
10. The proponent shall take measures to comply with the provisions laid down under Noise pollution (Regulation and Control) Amendment Rules, 2010 dated 11.01.2010 issued by MoE&F, GoI to control the noise to the prescribed levels.
11. The applicant shall obtain Consents for operation regularly from APPCB, as required Under Sec. 25/26 of the Water (P&C of P) Act, 1974 and Under Sec. 21/22 of the Air (P&C of P) Act, 1981, for operation of the industry, before starting trial production. The Consent for Operation will be accorded only after ensuring compliance of all the conditions stipulated in this order.
12. The applicant shall comply with and carryout conditions issued by the Board in this consent order scrupulously. The applicant is liable for legal action as per the provisions of the relevant Acts in case of non-compliance of any conditions of the consent order.
13. Notwithstanding anything contained in this conditional letter or consent, the Board hereby reserves its right and power Under Sec. 27(2) of Water (Prevention and Control of Pollution) Act, 1974 and Under Sec.21 (4) of Air (Prevention and Control of Pollution) Act, 1981 to review any or all the conditions imposed herein and to make such alternation as deemed fit and stipulate any additional conditions for the purpose of the Act by the Board.
14. The applicant shall exhibit the consent of the Board in the factory premises at a conspicuous place for the information of the inspecting officers of different departments.
15. Andhra Pradesh Pollution Control Board reserves the right to review, impose additional condition or conditions, revoke, change or alter the terms and conditions of this Order. Also the Board reserves the right to withdraw the CFE without any prejudice/ notice on receiving any complaints by the Board regarding Environmental Pollution problems caused by the industry.
16. The industry is liable to pay compensation for any environmental damage caused by it, as fixed by the Collector and District Magistrate as civil liability.
17. Rain Water Harvesting (RWH) structure (s) shall be established on the plant site so that the ground water is recharged by the storm water.
18. The industry shall comply with Rules & Regulations notified by Ministry of Law and Justice, Govt. of India, regarding the Public Liability Insurance Act, 1991.
19. Any person aggrieved by an order made by the State Board under Section 25, Section 26, Section 27 of Water Act, 1974 or Section 21 of Air Act, 1981 may within thirty days from the date on which the order is communicated to him, prefer an appeal as per Andhra Pradesh Water

rules, 1976 and Air Rules 1982, to such authority (herein after referred to as the Appellate Authority) constituted under Section 28 of the Water (prevention and Control of Pollution) Act, 1974 and Section 31 of the Air (Prevention and Control of Pollution) Act, 1981.

20. This order is valid for a period of 5 years from the date of issue.

### SCHEDULE – B

**Committee recommendations:** The consent for establishment committee in its meeting held on 26.12.2015 examined the CFE application and the report submitted by EE, RO, Kakinada. The committee observed that the industry proposes to establish Shrimp Processing unit. The committee also observed that Peddanapalli Village road is existing towards northern direction. The committee noted that as per the transportation guidelines, the distance between the boundary of the industry and the edge of the village road shall be 25 meters. The committee recommended that the industry shall submit i) An undertaking on Rs. 100/- non judicial stamp paper stating that the industry shall maintain 25 meters setback distance from the edge of the Peddanapalli Village road to boundary of the industry towards northern direction and no construction activity shall be taken up within the setback distance of 25 meters. The industry shall develop greenbelt in the setback distance with tall growing trees with wide leaf area ii) Revised site plan with duly marking 25 mtrs setback distance from the edge of the Peddanapalli Village road to boundary of the industry towards northern direction. The committee also observed that the proposed industry is a shrimp processing unit – 40 TPD in addition to tube ice – 80 TPD and flake ice – 90 TPD. The industry submitted water consumption and wastewater generation quantities are in lower side, whereas the usual wastewater generation will be 4 KLD for 1 ton of shrimp processing. Accordingly the process & wash and boiler blow down water generation for 40 TPD shrimp will be 160 KLD in addition to domestic wastewater of 24.0 KLD. The industry has total area of 22.95 acres and proposes to have a built up of 4.0213 acres and roads, compound wall and parking area is 1.0737 acres. The industry is left with 17.855 acres of open land. The village road is located on the northern side which has a total length of 382.55 mts and as per the guidelines the industry need to leave 9563.75 sq.mts (2.36 acres) of land towards northern side to comply with the transportation guidelines. As per the guidelines, the industry requires 18.4 acres land for utilization of treated wastewater for onland irrigation. The industry is left with 17.855 acres of open land which includes 2.36 acres of land which is supposed to leave 25 mtrs distance from the edge of the village road to boundary of the industry towards northern side to comply with the transportation guidelines. The industry has to submit additional land of 0.55 acres registered / notary lease document for utilization of treated wastewater for onland irrigation in addition to 17.855 acres land. The committee further observed that the industry proposes for construction of ETP for treatment of wastewater with designed capacity of 150 KLD which is not sufficient to treat the 160 KLD process & wash and boiler blow down wastewater to meet the surface water standards. The committee recommended that the industry shall submit additional land of 0.55 acres registered / notary lease document for utilization of treated wastewater for onland irrigation in addition to 17.855 acres land and also recommended that the proposed ETP shall be redesign to treat the 160 KLD of wastewater to meet the inland surface water standards and also recommended to provide STP to treat the domestic wastewater for utilization of treated waste water for onland irrigation. After detailed discussion, the committee recommended to issue CFE order to the industry with following conditions.

#### **Special Conditions:**

1. The industry shall submit an undertaking on Rs. 100/- non judicial stamp paper stating that the industry shall maintain 25 meters setback distance from the edge of the Peddanapalli Village road to boundary of the industry towards northern direction. No construction activity shall be taken up within the setback distance of 25 meters and shall develop greenbelt in the setback distance with tall growing trees with wide leaf area, **by 17.01.2016, failing which the CFE issued will be cancelled.**
2. **The industry shall submit additional 0.55 acres land of registered / notary lease document for utilization of treated wastewater 160KLD for onland irrigation in addition to vacant land of 17.855 acres to the Board by 17.03.2016, failing which the CFE expansion order issued will be cancelled.**
3. The industry shall properly collect the process & wash and cooling blow down wastewater of 160 KLD, treat the wastewater in the re-designed ETP and the treated waste water shall be used on land for irrigation duly meeting the surface water standards stipulated.

4. The industry shall properly collect the domestic wastewater of 24.0 KLD, treat the wastewater in the STP and the treated domestic waste water shall be used on land for irrigation duly meeting the standards stipulated.
5. The proponent shall report progress on implementation of the project to this office and A.P.Pollution Control Board, Regional Office, Kakinada regularly.
6. The source of water is on site Bore well and the maximum permitted water consumption shall not exceed the following quantities:

S.No.	Purpose	Quantity
1	Process & Wash	167.0 KLD
2	Boiler feed	10.0 KLD
3	Domestic	30.0 KLD
<b>Total</b>		<b>207.0 KLD</b>

7. The maximum wastewater generation shall not exceed the following:

S. No.	Effluent Source	Quantity
1.	Process & Wash	159.0 KLD
2.	Boiler blow down	1.0 KLD
3.	Domestic	24.0 KLD
Total		<b>184.0 KLD</b>

Effluent Source	Treatment Facility	Mode of Disposal	Limiting Standards
Process & Wash (159 KLD) & Boiler blow down (1.0 KLD) – 160.0 KLD	Bar Screen Chamber, Equalization/Neutralization tank, Flash Mixer, Collection tank, Primary Clarifier, Aeration tank, Secondary Clarifier, Sludge Drying beds, Sand filter, Activated Carbon filter.	Shall be treated in ETP, after treatment the treated wastewater shall be utilized for on land for irrigation within the premises.	pH - 5.5 - 9.0, TSS - 100.0 mg /l, BOD(3 days at 270 C ) - 30.0 mg /l and Oil & Grease - 10.0 mg /l
Domestic – 24.0 KLD	STP	Shall be treated in STP, after treatment the treated wastewater shall be utilized for on land for irrigation within the premises.	pH - 5.5 - 9.0, TSS - 200.0 mg /l, BOD(3 days at 270 C ) – 100.0 mg /l and Oil & Grease - 10.0 mg /l

8. The effluents shall be treated to the onland for irrigation standards, stipulated under Environment(Protection) Rules, 1986, notified and published by Ministry of Environment and Forests, Government of India as specified in schedule VI vide G.S.R.422(E) dt. 19.05.1993 and its amendments thereof.
9. The industry shall construct and Commission Effluent Treatment Plant (ETP) as proposed along with the commissioning of the industry and shall use the treated effluents on land for gardening / irrigation within the premises. All the units of the ETP shall be impervious to prevent ground water pollution.
10. The industry shall construct and Commission Sewage Treatment Plant (STP) along with the commissioning of the industry and shall use the treated domestic wastewater on land for gardening / irrigation within the premises. All the units of the ETP shall be impervious to prevent ground water pollution.
11. The industry shall install a separate energy meter for the ETP and STP and maintain log registers to record the energy meter readings pertaining to the operation of the ETP and STP.
12. The industry shall provide magnetic flow meters with totalizer facility for the ETP and STP at inlet and outlet of ETP and STP to measure quantity of wastewater routed through the ETP and STP.
13. The industry shall provide magnetic flow meter with totalizer for measuring the actual quantity of water consumption.

14. The industry shall not discharge any waste water outside the industry premises under any circumstances.
15. The industry should comply with the National ambient air quality standards as per MoEF, GoI notification dated. 18.11.2009 along the premises of the factory as prescribed below.

S. No.	Parameters	Standards in $\mu\text{g}/\text{m}^3$
1	Particulate Matter ( $\text{PM}_{10}$ )	100
2	Particulate Matter ( $\text{PM}_{2.5}$ )	60
3	$\text{SO}_2$	80
4	$\text{NO}_x$	80

**Noise Levels:** Day time (6 AM to 10 PM) - 75 dB (A)  
Night time (10 PM to 6 AM) - 70 dB (A)

16. The industry shall comply with the following for controlling air pollution.

S. No	Details of Stack	Stack – I	Stack – II
a)	Attached to:	DG Set	
b)	Capacity of Boiler/ Furnace / Kiln/ Incinerator / D.G.Set/ Others	2 x 1000 KVA	2 x 500 KVA
c)	Fuel form : Solid / Liquid/ gaseous	Diesel	
d)	Stack height from GL	H = h + 0.2 SQRT (KVA) KVA = Total generation capacity, h = Height of building where DG Set is installed	
e)	Details of Air Pollution Control Equipment:	silencer with acoustic enclosure	
f)	Standards to be complied	SPM – 115 $\text{mg}/\text{Nm}^3$	

17. A sampling port with removable dummy of not less than 15 cm diameter shall be provided in the stack at a distance of 8 times the diameter of the stack from the nearest constraint such as bends etc. A platform with suitable ladder shall be provided below 1 meter of sampling port to accommodate three persons with instruments. A 15 AMP 250 V plug point shall be provided on the platform.
18. The Generator shall be installed in a closed area with a silencer and suitable noise absorption systems. The ambient noise level shall not exceed 75 dB(A) during day time and 70 dB(A) during night time measured from a distance of 5mtrs from the DG Set.
19. The industry shall take measures to comply with the provisions laid down under Noise pollution (Regulation and Control) Amendment Rules, 2010 dated 11.01.2010 issued by MoE&F, GoI to control the noise to the prescribed levels.
20. The industry shall take appropriate measures to ensure that the ground level concentrations shall comply with revised National Ambient Quality Norms notified by MoE&F, GoI on 16.11.2009.
21. The Solid wastes generated shall not exceed the following breakup quantities:

SNo.	Solid Waste generated	Hazardous / as defined under HWM Rules, 2008.	Method of Disposal
1.	Used Oil - 200 LPA	5.1 of Schedule – I	Shall be sent to authorized Re-Processors / Re-Cyclers of waste oil
2.	Used lead acid batteries – 10 Nos/annum	22.1 of Schedule - IV	Shall be authorized agencies / return to manufacturer
3.	Shell Waste - 12 TPD	Non-Hazardous	Shall be disposed to chitin manufacturers.
4.	ETP Sludge - 15 Kg/day	Non-Hazardous	Shall be used as manure

22. The solid waste i.e. shrimp head and shell shall be stored in a cold room till its disposal to Chitin manufacturing units. It shall be transported in closed vehicles only to Chitin units.
23. The industry shall have minimum of 2 days storage capacity of treated wastewater for storing the treated wastewater during rainy seasons.
24. The industry shall take proper precautions for safe handling of Ammonia and awareness to be given to the workers.

25. The industry shall not cause any air / odour pollution problems in the surrounding environment.
26. The industry shall implement all required measures for not causing smell nuisance to the nearby habitation.
27. The industry shall develop 33% of the total area as thick green belt all along the boundary of the unit and also in the vacant places with all tall growing trees with wide leaf area.
28. The industry shall maintain good house-keeping & maintain proper records for hazardous waste stated in the authorization.
29. The industry shall comply with all the Rules and Regulations specified in Water (P&C of P) Act, 1974, Air (P&C of P) Act, 1981 and Hazardous Wastes (Management, Handling and Transboundary Movement) Rules, 2008 and their amendments issued thereof.
30. The industry shall not manufacture any extra products or extra capacities without prior approval of the Board.
31. The industry shall not take up trial production with out obtaining Consent for Operation (CFO) of the Board
32. The industry shall comply with all the directions issued by the Board from time to time.
33. Concealing the factual data or submission of false information / fabricated data and failure to comply with any of the conditions mentioned in this order may result in withdrawal of this order and attract action under the provisions of relevant pollution control Acts.
34. The Board reserves its right to modify above conditions or stipulate any further conditions in the interest of environment protection.

To  
M/s. Avanti Frozen Foods Private Limited,  
R.Sy.No.342, 349, 360, 362 & 363,  
Yerravaram Village, Yeleswaram Mandal,  
East Godavari District

  
JOINT CHIEF ENVIRONMENTAL ENGINEER  
Joint Chief Environmental Engineer  
A.P. POLLUTION CONTROL BOARD  
ZONAL OFFICE  
VISEKHAPATNAM



**ANDHRA PRADESH POLLUTION CONTROL BOARD**  
**ZONAL OFFICE :: VISAKHAPATNAM** **Annexure-III**  
*D.No.39-33-20/4/1, Madhavadhara Vuda Colony, Visakhapatnam - 530018.*

Ph : 2719380

**ORANGE CATEGORY**  
**CONSENT & AUTHORIZATION ORDER**  
**BY REGISTERED POST WITH ACKNOWLEDGEMENT DUE**

**Consent Order No:6125/APPCB/ZO-VSP/KKD/CFO/W&A/2017-~~87~~ Date:26.04.2017**

CONSENT is hereby granted for Operation under section 25/26 of the Water (Prevention & Control of Pollution) Act, 1974 and under section 21 of Air (Prevention & Control of Pollution) Act 1981 and amendments thereof and Authorization under Rule 6 of the Hazardous and other Wastes (Management and Transboundary Movement) Rules, 2016 & Amendments thereof and the rules and orders made there under (hereinafter referred to as 'the Acts', 'the Rules'): to:

**M/s. Avanti Frozen Foods Private Limited,**  
**R.Sy.No.342, 349, 360, 362 & 363, Yerravaram Village,**  
**Yeleswaram Mandal, East Godavari District**

(Hereinafter referred to as 'the Applicant') authorizing to operate the industrial plant to discharge the effluents from the outlets and the quantity of emissions per hour from the chimneys as detailed below:

**i) Outlets for discharge of effluents:**

Outlet No.	Outlet Description	Max Daily Discharge	Point of Disposal
1	Process & Washings	159.0 KLD	After treatment in the ETP, the treated wastewater shall be used for onland irrigation within the premises.
2	Boiler blow down	1.0 KLD	
3	Domestic	24.0 KLD	Septic Tank followed by soak pit

**ii) Emissions from chimneys:**

Chimney No.	Description of Chimney	Quantity of Emissions at peak flow (m <sup>3</sup> /hr)
1.	Attached to non IBR diesel fired boiler of capacity - 2 X 850 kg/hr	----
2.	Attached to DG Sets of capacities 2 x 1000 KVA & 2 x 500 KVA	----

**iii) HAZARDOUS WASTE AUTHORISATION (FORM - II) [See Rule 6 (2)]:**

M/s. Avanti Frozen Foods Private Limited, R.Sy.No.342, 349, 360, 362 & 363, Yerravaram Village, Yeleswaram Mandal, East Godavari District is hereby granted an authorization to operate a facility for collection, reception, storage, treatment, transport and disposal of Hazardous Wastes namely:

**• HAZARDOUS WASTES WITH RECYCLING OPTION:**

Sl. No	Name of Hazardous Waste	Stream	Quantity	Method of disposal
1.	Used Oil	5.1 of Schedule - I	200 LPA	Shall be sent to authorized Re-Processors / Re-Cyclers of waste oil

O/C 48

This consent order is valid for the following products along with quantities indicated only:

S.No.	Products	Quantity
1.	Processed Shrimp	40 TPD
2.	Tube Ice	80 TPD
3.	Flake Ice	90 TPD

This order is subject to the provisions of 'the Acts' and the Rules' and orders made thereunder and further subject to the terms and conditions incorporated in the schedule A, B & C enclosed to this order.

This combined order of consent & Hazardous Waste Authorization shall be valid for a period ending with the **31.03.2018**.

  
JOINT CHIEF ENVIRONMENTAL ENGINEER

To  
M/s. Avanti Frozen Foods Private Limited,  
R.Sy.No.342, 349, 360, 362 & 363, Yerravaram Village,  
Yeleswaram Mandal, East Godavari District

Copy to Environmental Engineer, Regional Office, Kakinada for information and necessary action.

**SCHEDULE-A**

1. Any up-set condition in any industrial plant / activity of the industry, which result in, increased effluent / emission discharge and/ or violation of standards stipulated in this order shall be informed to this Board, under intimation to the Collector and District Magistrate and take immediate action to bring down the discharge / emission below the limits.
2. The industry should carryout analysis of waste water discharges or emissions through chimneys for the parameters mentioned in this order on quarterly basis and submit to the Board.
3. All the rules & regulations notified by Ministry of Law and Justice, Government of India regarding Public Liability Insurance Act, 1991 should be followed as applicable.
4. The industry should put up two sign boards (6x4 ft. each) at publicly visible places at the main gate indicating the products, effluent discharge standards, air emission standards, hazardous waste quantities and validity of CFO and exhibit the CFO order at a prominent place in the factory premises.
5. Not withstanding anything contained in this consent order, the Board hereby reserves the right and powers to review / revoke any and/or all the conditions imposed herein above and to make such variations as deemed fit for the purpose of the Acts by the Board.
6. The industry shall file the water cess returns in Form-I as required under section (5) of Water (Prevention and Control of Pollution) Cess Act, 1977 on or before the 5th of every calendar month, showing the quantity of water consumed in the previous month along with water meter readings. The industry shall remit water cess as per the assessment orders as and when issued by Board.
7. The applicant shall submit Environment statement in Form V before 30th September every year as per Rule No.14 of E(P) Rules, 1986 & amendments thereof.
8. The applicant should make applications through Online for renewal of Consent (under Water and Air Acts) and Authorization under HWM Rules at least 120 days before the date of expiry of this order, along with prescribed fee under Water and Air Acts and detailed compliance of CFO conditions for obtaining Consent & HW Authorization of the Board. The industry should immediately submit the revised application for consent to this Board in the event of any change in the raw material used, processes employed, quantity of trade effluents & quantity of emissions. Any change in the management shall be informed to the Board. The person authorized should not let out the premises / lend / sell / transfer their industrial premises without obtaining prior permission of the State Pollution Control Board.
9. Any person aggrieved by an order made by the State Board under Section 25, Section 26, Section 27 of Water Act, 1974 or Section 21 of Air Act, 1981 may within thirty days from the date on which the order is communicated to him, prefer an appeal as per Andhra Pradesh Water Rules, 1976 and Air Rules 1982, to Appellate authority constituted under Section 28 of the Water(Prevention and Control of Pollution) Act, 1974 and Section 31 of the Air(Prevention and Control of Pollution) Act, 1981.

**SCHEDULE-B****WATER POLLUTION:**

1. The industry shall comply the following effluent standards based on the disposal points permitted:

Outlet No.	Parameter	Concentration in mg/l
1 & 2	pH	5.5 - 9.0
	TSS	100.0 mg /l
	Oil & Grease	10.0 mg /l
	BOD(3 days at 27 <sup>o</sup> C )	30.0 mg /l
	COD	250.0 mg /l

2. The source of water being ground water / bore well. The following is the permitted water consumption:

S No.	Purpose	Quantity
1	Process & Washings	167.0 KLD
2	Boiler feed	10.0 KLD
3	Domestic	30.0 KLD
	<b>Total</b>	<b>207.0 KLD</b>

Separate meters with necessary pipe-line shall be maintained for assessing the quantity of water used for each of the purposes mentioned above for Cess assessment purpose.

#### AIR POLLUTION:

3. The emissions shall not contain constituents in excess of the prescribed limits mentioned below:

Chimney No.	Parameter	Emission Standards
1 & 2	SPM	115 mg/Nm <sup>3</sup>

4. The industry shall comply with ambient air quality standards of PM10 (Particulate Matter size less than 10 $\mu$ m) - 100  $\mu$ g/ m<sup>3</sup>; PM2.5 (Particulate Matter size less than 2.5  $\mu$ m) - 60  $\mu$ g/ m<sup>3</sup>; SO<sub>2</sub> - 80  $\mu$ g/ m<sup>3</sup>; NO<sub>x</sub> - 80  $\mu$ g/m<sup>3</sup>, outside the factory premises at the periphery of the industry.

Standards for other parameters as mentioned in the National Ambient Air Quality Standards CPCB Notification No.B-29016/20/90/PCI-I, dated 18.11.2009.

Noise Levels: Day time (6 AM to 10 PM) - 75 dB (A)  
Night time (10 PM to 6 AM) - 70 dB (A)

5. The industry shall comply with emission limits for DG sets of capacity upto 800 KW as per the Notification G.S.R.520 (E), dated 01.07.2003 and G.S.R.448(E), dated 12.07.2004 under the Environment (Protection) Act Rules. In case of DG sets of capacity more than 800 KW shall comply with emission limits as per the Notification G.S.R.489 (E), dated 09.07.2002 at serial no.96, under the Environment (Protection) Act, 1986.

#### GENERAL:

6. The industry shall not go for the production till the installation and commissioning of the ETP is completed.
7. The industry shall provide 2 days lined storage capacity for treated effluents before utilizing for onland for irrigation.
8. The industry shall provide digital flow meters with totalizer facility for measuring the actual quantity of water consumption and for the ETP at inlet and outlet to measure quantity of effluent routed through the ETP and maintain log registers for the same.
9. The industry shall maintain separate energy meter for the ETP & air pollution control equipment (APCE) and maintain log registers to record the energy meter readings pertaining to the operation of the ETP & APCE.
10. The industry shall provide acoustic enclosures to the DG set, within one month.
11. The industry shall not discharge treated/untreated effluents outside the industry premises under any circumstances.
12. The industry shall not cause any air pollution / dust nuisance to the surrounding environment.
13. The industry shall take all necessary measures to control the odour nuisance to the surroundings.
14. The industry shall implement all required measures for not causing smell nuisance to the nearby habitation.

15. The solid waste i.e. shrimp head and shell, shall be stored in a cold room till its disposal to Chitin manufacturing units. It shall be transported in closed vehicles only to Chitin manufacturing units.
16. The industry shall maintain the following records and the same shall be made available to the inspecting officers of the Board:
- Daily production details.
  - Quantity of Effluents generated, treated, recycled/reused and disposed.
  - Log Books for pollution control systems.
  - Characteristics of effluents and emissions.
  - Hazardous/non hazardous solid waste generated and disposed.
  - Inspection book.
  - Manifest copies of effluents / hazardous waste.
17. The industry shall dispose solid waste (NON HAZARDOUS ) as follows

SNo.	Name of the Solid Waste	Quantity	Disposal
1.	Shell Waste	12 TPD	Shall be disposed to Chitin manufacturing units.
2.	ETP Sludge	15 Kg/day	Shall be used as manure

18. The industry shall maintain good housekeeping with-in the premises.
19. The industry shall develop green belt in all the vacant places. In future, excess green belt over and above 33 % of total area can be utilized for industrial activity as per requirement of industry. In any case, the minimum greenbelt shall be 33% of the total area.

**SCHEDULE - C**

[See rule 6(2)]

**[CONDITIONS OF AUTHORISATION FOR OCCUPIER OR OPERATOR HANDLING HAZARDOUS WASTES]**

- All the rules and regulations notified by Ministry of Environment and Forests, Government of India under the E(P) Act, 1986 in respect of management, handling, transportation and storage of the Hazardous wastes should be followed.
- The industry shall not store hazardous waste for more than 90 days as per the Hazardous and other Wastes (Management and Transboundary Movement) Rules, 2016 and amendments thereof.
- The industry shall store Used / Waste Oil and Used Lead Acid Batteries in a secured way in their premises till its disposal to the manufacturers / dealers on buyback basis.
- The industry shall maintain 6 copy manifest system for transportation of waste generated and a copy shall be submitted to concerned Regional Office of APPCB. The driver who transports Hazardous Waste should be well acquainted about the procedure to be followed in case of an emergency during transit. The transporter should carry a Transport Emergency (TREM) Card.
- The industry shall maintain proper records for Hazardous Wastes stated in Authorisation in FORM-3 i.e., quantity of Incinerable waste, land disposal waste, recyclable waste etc., and file annual returns in Form- 4 as per Rule 6(5), 13(8), 16(6) and 20(2) of the Hazardous Wastes (Management, Handling & Transboundary Movement) Rules, 2016 and amendments thereof.

  
JOINT CHIEF ENVIRONMENTAL ENGINEER

To  
M/s. Avanti Frozen Foods Private Limited,  
R.Sy.No.342, 349, 360, 362 & 363, Yerravaram Village,  
Yeleswaram Mandal, East Godavari District



ANDHRA PRADESH POLLUTION CONTROL BOARD  
ZONAL OFFICE :: VISAKHAPATNAM  
D.No.39-33-20/4/1, Madhavadhara Vuda Colony, Visakhapatnam - 530018.

Ph: 0891-2719380


BY REGD. POST WITH ACK. DUEAMENDMENT FOR RENEWAL CONSENT ORDEROrder No.6125-KKD/APP/PCB/ZO-VSP/CFO/2017- 243Date:06.05.2017

**Sub:** APPCB - ZO, VISAKHAPATNAM - M/s. Avanti Frozen Foods Private Limited, R.Sy.No.342, 349, 360, 362 & 363, Yerravaram Village, Yeleswaram Mandal, East Godavari District - under Sec.25/26 of Water (Prevention and Control of Pollution) Act, 1974 and under Sec.21/22 of Air (Prevention and Control of Pollution) Act, 1981 - **Amendment - Issued - Reg.**

**Ref:** 1) Consent Order No: 6125/APP/PCB/ZO-VSP/KKD/CFO/W&A/2017-  
Date:26.04.2017.  
2) Industry's request dated:02.05.2017 received by Zonal Office, Visakhapatnam on 03.05.2017 for amendment of validity period of CFO issued by the Board.

\* \* \*

1. The Board vide reference 1<sup>st</sup> cited issued CFO Order to M/s. Avanti Frozen Foods Private Limited, R.Sy.No.342, 349, 360, 362 & 363, Yerravaram Village, Yeleswaram Mandal, East Godavari District for the production of Processed Shrimp - 40 TPD, Tube Ice - 80 TPD & Flake Ice - 90 TPD which is valid upto 31.03.2018.
2. The industry paid CFO fee for a period of 10 years i.e., upto 31.03.2027, but the Board vide reference 1<sup>st</sup> cited issued CFO renewal Order to the industry with a validity upto 31.03.2018 only due to typographical error.
3. The industry vide reference 2<sup>nd</sup> cited, requested the Board to extend the validity period in the CFO order dated: 26.04.2017 for 10 years i.e., upto 31.03.2027.
4. On examining the request of the industry, the Board hereby issues the following amendment.  
**Amendment:**  
The validity in the renewal CFO order dated: 26.04.2017 is amended from 31.03.2018 to 31.03.2027.
5. All other conditions stipulated in the original Consent for Operation order issued vide reference 1<sup>st</sup> cited remain same.

  
JOINT CHIEF ENVIRONMENTAL ENGINEER

To  
M/s. Avanti Frozen Foods Private Limited,  
R.Sy.No.342, 349, 360, 362 & 363, Yerravaram Village,  
Yeleswaram Mandal, East Godavari District

**Annexure-IV****ANDHRA PRADESH POLLUTION CONTROL BOARD****ZONAL OFFICE :: VISAKHAPATNAM**

D.No.39-33-20/4/1, Madhavadhara Vuda Colony, Visakhapatnam - 530018.

Ph No :0891- 2719380

**CONSENT ORDER FOR ESTABLISHMENT FOR EXPANSION****Order No. 6125/APPCB/ZO-VSP/KKD/CFE/2020****Date: 27.02.2020**

**Sub:** APPCB – ZO – VSP – CONSENT FOR ESTABLISHMENT (CFE) For EXPANSION – M/s. **Avanti Frozen Foods Private Limited, R. Sy.No: 342, 349, 360, 362, Yerravaram (V), Yeleswaram (M), East Godavari District** – Consent for Establishment of the Board under Section 25 of Water (Prevention and Control of Pollution) Act, 1974 and under Section 21 of Air (Prevention and Control of Pollution) Act, 1981 – Issued – Reg.

**Ref:** 1. CFO Order No. 6125-KKD/APPCB/ZO-VSP/CFO/2017-243, dated 06.05.2017  
 2. Industry's CFE (expansion) application received at Regional Office, Kakinada on 08.02.2020 through OCMMS.  
 3. RO's inspection report received at ZO, Visakhapatnam on 17.02.2020.  
 4. CFE Committee meeting held on 24.02.2020 at APPCB, Zonal Office, Visakhapatnam.

\*\*\*

1. The Board vide ref. 1<sup>st</sup> cited issued CFO to M/s. Avanti Frozen Foods Private. Limited, R. Sy.No: 342, 349, 360, 362, Yerravaram (V), Yeleswaram (M), East Godavari District for a period upto 31.03.2027 for producing the following products.

S. No.	Name of the Products and By-Products	Capacity as per CFO order dated 26.04.2017
1.	Processed Shrimp	40 Tons/Day
2.	Tube Ice	80 Tons/Day
3.	Flake Ice	90 Tons/Day

2. M/s. Avanti Frozen Foods Private. Limited, submitted an application to the Board vide ref. 2<sup>nd</sup> cited seeking Consent for Establishment (CFE) Expansion to produce the additional products with installed capacities as mentioned below, with a proposed additional project cost of Rs.41.10 crores (Rupees forty one crores and ten lakhs only).

S. No.	Name of the Products	Existing Quantity as per CFO order dated 26.04.2017	Proposed Expansion	Total Quantity after Expansion
1	Processed Shrimp	40 Tons/Day	10 Tons/Day	50 Tons/Day
2	Tube Ice	80 Tons/Day	---	80 Tons/Day
3.	Flake Ice	90 Tons/Day	20 Tons/Day	110 Tons/Day

3. As per the application, the above activity is to be located in the existing premises of the industry at **R. Sy.No: 342, 349, 360, 362, Yerravaram (V), Yeleswaram (M), East Godavari District** in an area of **43.54Acres**.
4. The above site was inspected by the Assistant Environmental Engineer, A.P Pollution Control Board, Regional Office, Kakinada on 15.02.2020 and found that the industry is surrounded by **East:** Agricultural lands; **West:** Agricultural lands; **North:** Village Road and **South:** Agricultural lands.
5. The Board, after careful scrutiny of the application, verification report of Regional Office, Kakinada and recommendation by the CFE Committee hereby issue CONSENT FOR ESTABLISHMENT (EXPANSION) to the industry, under Section 25 of Water (Prevention and Control of Pollution) Act, 1974 and under Section 21 of Air (Prevention and Control of Pollution) Act, 1981 and the rules made there under. This Order is issued to manufacture the products mentioned at para (2) only.

6. This Consent Order issued is subject to the conditions mentioned in Schedule 'A' and Schedule 'B'.
7. This order is issued from pollution control point of view only. Zoning and other regulations are not considered.
8. **This order is valid for a period of 7 years from the date of issue.**

**JOINT CHIEF ENVIRONMENTAL ENGINEER**

**Encl:** Schedules "A & B".

**To**  
**M/s. Avanti Frozen Foods Private Limited,**  
**R. Sy.No: 342, 349, 360, 362,**  
**Yerravaram (V), Yeleswaram (M),**  
**East Godavari District.**

**SCHEDULE - A**

- 1) Progress on implementation of the project shall be reported to the concerned Regional Office, A.P. Pollution Control Board once in six months.
- 2) Separate energy meters shall be provided for Effluent Treatment Plant (ETP) and Air Pollution Control equipments to record energy consumed.
- 3) The proponent shall obtain Consents for Operation from APPCB, as required under sec. 25/26 of the Water (P&C of P) Act, 1974 and under sec.21/22 of the Air (P&C of P) Act, 1981 and Authorization under Hazardous and Other Wastes (Management, Handling & Transboundary Movement) Rules, 2016 before commencement of the activity, including trial production.
- 4) Notwithstanding anything contained in this conditional letter or consent, the Board hereby reserves its right and power under Sec.27 (2) of Water (Prevention & Control of Pollution) Act, 1974 and under Sec.21 (4) of Air (Prevention & Control of Pollution) Act, 1981 to review any or all the conditions imposed herein and to make such alternation as deemed fit and stipulate any additional conditions by the Board.
- 5) The Consent of the Board shall be exhibited in the factory premises at a conspicuous place for the information of the inspection officers of different departments.
- 6) Compensation is to be paid for any environmental damage caused by it, as fixed by the Collector and District Magistrate as civil liability.
- 7) The Rules and Regulations notified by Ministry of Law and Justice, Government of India, regarding the Public Liability Insurance At, 1991 shall be followed.
- 8) If the proponent is aggrieved by this order made by A.P. Pollution Control Board under Sec. 25 of Water (Prevention & Control of Pollution) Act' 1974 and Sec. 21 of Air (Prevention & Control of Pollution) Act' 1981 he may within 30 days from the date on receipt of the order prefer an appeal before concerned Authority.

**SCHEDULE - B****WATER:**

1. The source of water is bore well and the maximum permitted water consumption for expansion activity shall not exceed the following quantities.

S. No.	Purpose	Quantity		
		Existing	Expansion	Total after expansion
1.	Process & Washings	167 Kilo Liters/Day	333 Kilo Liters/Day	500 Kilo Liters/Day
2.	Boiler	10 Kilo Liters/Day	---	10 Kilo Liters/Day
3.	Domestic	30 Kilo Liters/Day	---	30 Kilo Liters/Day
	<b>Total</b>	<b>207 Kilo Liters/Day</b>	<b>333 Kilo Liters/Day</b>	<b>540 Kilo Liters/Day</b>

2. Separate meters with necessary pipe-line shall be provided for assessing the quantity of water used for each of the purposes mentioned below.
  - a) Industrial cooling, spraying in mine pits.
  - b) Domestic purposes.
  - c) Processing, whereby water gets polluted and pollutants are easily bio-degradable.
  - d) Processing, whereby water gets polluted and the pollutants are not easily bio-degradable.
3. The maximum waste water generation (KLD) shall not exceed the following after expansion:

S. No.	Purpose	Existing Quantity	Expansion	Total after Expansion
1.	Process	159.0 Kilo Liters/Day	310.0 Kilo Liters/Day	469.0 Kilo Liters/Day
2.	Boiler	1.0 Kilo Liters/Day	---	1.0 Kilo Liters/Day
3.	Domestic	24.0 Kilo Liters/Day	---	24.0 Kilo Liters/Day
	<b>Total</b>	<b>184.0 Kilo Liters/Day</b>	<b>310.0 Kilo Liters/Day</b>	<b>494.0 Kilo Liters/Day</b>

**Treatment & Disposal:(After expansion)**

Effluent source	Treatment	Mode of final disposal	Standards
Process & boiler feed - 470 KLD	ETP of capacity 600 KLD consisting of Bar Screen Chamber, Collection tank, Equalization tank, Primary Clarifier, Aeration tank – 3 nos, Secondary Clarifier, Sludge filter press and Treated water collection tank	After treatment in the ETP, the treated water shall be used for onland irrigation within the premises and leased land of 13.8 acres.	pH – 5.5 – 9.0; TSS – 50 mg/l; TDS - 2100.0 mg/l; BOD(3 days at 27°C) –30.0 mg/l; COD – 250.0 mg/l & Oil & Grease – 10 mg/l.
Domestic-24 KLD	STP of capacity 60 KLD	After treatment in the STP, the treated water shall be used for onland irrigation within the premises and leased land of 13.8 acres.	pH – 6.5 – 9.0; TSS – 100 mg/l; TDS - 2100.0 mg/l; BOD(3 days at 27°C) –30.0 mg/l; COD – 250.0 mg/l & Oil & Grease – 10 mg/l.

- The industry shall follow the CPCB “Guidelines for utilization of treated effluents in irrigation” for use of treated effluent in irrigation. The guidelines can be downloaded from CPCB website at the web link – <https://www.cpcb.nic.in/NGT/Guidelines-UTE-Irrigation.pdf>.
- The effluent shall be treated to on land for irrigation standards, stipulated under Environment (Protection) Rules, 1986, notified and published by Ministry of Environment and Forests, Government of India as specified in schedule VI vide G.S.R.422 (E), dt.19.05.1993 and its amendments thereof, and additional standards / conditions stipulated by APPCB.
- The industry shall maintain lined treated effluent holding tank of minimum 2 days before disposal to onland for greenbelt.
- The industry shall maintain separate energy meter for the Effluent Treatment Plant (ETP) and maintain log registers to record the energy meter readings pertaining to the operation of the ETP.
- The industry shall maintain digital flow meters with totalizer facility for measuring the actual quantity of water consumption and for the ETP at inlet and outlet to measure quantity of effluent routed through the ETP and shall maintain log registers for the same.
- The industry shall not discharge any treated/untreated wastewater outside the industry premises, under any circumstances.

**AIR:**

10. The industry shall comply with the following for controlling air pollution after Expansion:

S. No	Details of Stack	Stack-1	Stack-2	Stack -3	Stack -4
		Existing	Existing	Proposed	Proposed
a)	Attached to:	IBR diesel fired boiler	DG Set	DG Set	DG Set
b)	Capacity of Boiler / DG Set	2 X 850 Kg/hr	2 X 1000 KVA	1 X 1000 KVA	1 X 320 KVA
c)	Fuel form : Solid / Liquid/ gaseous	Diesel	Diesel	Diesel	Diesel
d)	Fuel quantity: (L/kL per day)	--	--	--	--
e)	Stack height:	--	--	--	--
f)	Diameter / size, in m.	--	--	--	--
g)	Details of Air Pollution Control Equipment:		Acoustic enclosures	Acoustic enclosures	Acoustic enclosures
h)	Emission standard – PM	115 mg/Nm <sup>3</sup>			

11. The industry should comply with the National ambient air quality standards as per MoEF, GoI notification dated. 18.11.2009 along the premises of the factory as prescribed below.

S. No.	Parameters	Standards in $\mu\text{g}/\text{m}^3$
1	Particulate Matter (PM <sub>10</sub> )	100
2	Particulate Matter (PM <sub>2.5</sub> )	60
3	SO <sub>2</sub>	80
4	NO <sub>x</sub>	80

**Noise Levels:** Day time (6 AM to 10 PM) - 75 dB (A)

Night time (10 PM to 6 AM) - 70 dB (A)

12. The industry shall ensure that there is no odour nuisance emanating from the process.

13. The industry shall take all necessary measures to control the odour nuisance to the surroundings.

14. The industry shall take measures to comply with the provisions laid down under Noise pollution (Regulation and Control) Amendment Rules, 2010 dated 11.01.2010 issued by MoE&F, GoI to control the noise to the prescribed levels.

**SOLID WASTE:**

15. The solid wastes generated shall not exceed the following breakup quantities:

S. No	Solid Waste generation	Existing quantity	Proposed quantity	After expansion	Hazardous / as defined under HWM Rules, 2016	Method of Disposal
1	Used Oil	200 Liters/Annum	----	200 Liters/Annum	5.1 of Schedule - I	Shall be used as lubricant within the premises (or) Shall be routed through M/s. Andhra Pradesh Environment Corporation Limited (APEMCL) so as to sent to authorized Re-processors / Recyclers / to the Cement industries for co-processing.
2	Used Lead Acid Batteries	---	10 Nos/Annum	10 No/Annum	Non-Hazardous	Shall be sent to authorized agencies / buy back basis
3	Shell waste	12 Tons/day	3 Tons/day	15 Tons/day	Non-Hazardous	Shall be disposed to Chitin & Chitogen/feed manufacturing units.
4	ETP Sludge	15 Kgs/day	15 Kgs/day	30 Kgs/day	Non-Hazardous	Shall be used as manure within the industry premises only.
5	STP Sludge	---	5 Kgs/day	5 Kg/day	Non-Hazardous	Shall be used as manure within the industry premises only.

16. The industry shall not dispose any solid waste outside the premises.

**OTHER CONDITIONS:**

17. The industry shall develop green belt in all the vacant places covering at least 33% of total area.

18. The industry shall maintain good housekeeping in the industry premises.

19. The industry shall not cause any water/air/dust pollution problems / odour nuisance to the surrounding environment.

20. The industry shall not manufacture any extra products or extra capacities without obtaining CFE/CFO of the Board.

21. The industry shall not take up trial production for expansion without obtaining Consent for Operation of the Board.

22. The industry shall comply with Plastic Waste Management Rules, 2016.

23. The industry shall comply with all the Rules and Regulations specified in Water (P&C of P) Act, 1974, Air (P&C of P) Act, 1981 and Hazardous Wastes (Management, Handling and Transboundary Movement) Rules, 2016 and their amendments issued thereof.

24. Concealing the factual data or submission of false information / fabricated data and failure to comply with any of the conditions mentioned in this order may result in withdrawal of this order and attract action under the provisions of relevant pollution control Acts.
25. The Board reserves its right to modify above conditions or stipulate any further conditions and to take action including revoke of this order in the interest of environment protection.

**JOINT CHIEF ENVIRONMENTAL ENGINEER**

**To**  
**M/s. Avanti Frozen Foods Private Limited,**  
**R. Sy.No: 342, 349, 360, 362,**  
**Yerravaram (V), Yeleswaram (M),**  
**East Godavari District.**

**Annexure-V**

**ANDHRA PRADESH POLLUTION CONTROL BOARD**  
**ZONAL OFFICE :: VISAKHAPATNAM**  
 39-33-20/4/1, Madhavadhara Vuda Colony, Visakhapatnam - 530018.  
 Ph : 0891 - 2719380

**ORANGE CATEGORY**  
**CONSENT & AUTHORIZATION ORDER**

**Consent Order No: 6125-KKD/APPCB/ZOVSP/CFO/2020**

**Date: 16.06.2020**

CONSENT is hereby granted for Operation under section 25/26 of the Water (Prevention & Control of Pollution) Act, 1974 and under section 21 of Air (Prevention & Control of Pollution) Act 1981 and amendments thereof and Authorisation under Rule 6 of the Hazardous and other Wastes (Management and Transboundary Movement) Rules, 2016 & Amendments thereof and the rules and orders made there under (hereinafter referred to as 'the Acts', 'the Rules') to:

**M/s. Avanti Frozen Foods Private Limited (After Expansion),**  
**R. Sy.No: 342, 349, 360, 362,**  
**Yerravaram (V), Yeleswaram (M),**  
**East Godavari District.**

(Hereinafter referred to as 'the Applicant') authorizing to operate the industrial plant to discharge the effluents from the outlets and the quantity of emissions per hour from the chimneys as detailed below:

**i) Outlets for discharge of effluents:**

Out let No.	Outlet Description	Maximum daily discharge as permitted in the existing CFO order dt. 06.05.2017	Maximum daily discharge as per Expansion	Total Max Daily Discharge after expansion	Point of Disposal
1	Process	159.0 Kilo Liters/Day	310.0 Kilo Liters/Day	469.0 Kilo Liters/Day	After treatment in the ETP, the treated water shall be used for onland irrigation within the premises and leased land of 13.8 acres.
2	Boiler	1.0 Kilo Liters/Day	---	1.0 Kilo Liters/Day	
3	Domestic	24.0 Kilo Liters/Day	---	24.0 Kilo Liters/Day	

**ii) Emissions from chimneys:**

Chimney No.	Description of Chimney	Quantity of Emissions at peak flow (m <sup>3</sup> /hr)
1.	Attached to IBR diesel fired boiler 2 X 850 Kg/hr	
1	Attached to DG set of capacity 2 X 1000 KVA (Existing)	----

2	Attached to DG set of capacity 1 X 1000 KVA (Existing)	----
3	Attached to DG set of capacity 1 X 320 KVA (Expansion)	----

**iii) HAZARDOUS WASTE AUTHORISATION (FORM – II) [See Rule 6 (2)]:**

**M/s. Avanti Frozen Foods Private Limited, R. Sy.No: 342, 349, 360, 362, Yerravaram (V), Yeleswaram (M), East Godavari District** is hereby granted an authorization for generation, storage, transport and disposal of Hazardous Wastes namely:

• **HAZARDOUS WASTES WITH RECYCLING OPTION:**

S. No	Name of Hazardous Waste	Stream	Quantity	Method of disposal
1	Used Oil from DG Sets	5.1 of Schedule – I	200 Liters/annum	Shall be used as lubricant within the premises (or) Shall be routed through M/s. Andhra Pradesh Environment Corporation Limited (APEMCL) so as to send to authorized Re-processors / Recyclers / to the Cement industries for co-processing.

This consent order is valid for the following products along with quantities after expansion indicated only:

S. No.	Products	Quantity as permitted in the existing CFO order dt.26.04.2017	Quantity as per Expansion	Total Quantity after expansion
1.	Processed Shrimp	40 Tons/Day	10 Tons/Day	50 Tons/Day
2.	Tube Ice	80 Tons/Day	---	80 Tons/Day
3	Flake Ice	90 Tons/Day	20 Tons/Day	110 Tons/Day

This order is subject to the provisions of 'the Acts' and the Rules' and orders made thereunder and further subject to the terms and conditions incorporated in the schedule A, B & C enclosed to this order.

This combined order of Consent & Hazardous Waste Authorization shall be valid for a period ending with the **31.03.2027**.

**JOINT CHIEF ENVIRONMENTAL ENGINEER**

To  
**M/s. Avanti Frozen Foods Private Limited (After Expansion),**  
**R. Sy.No: 342, 349, 360, 362,**  
**Yerravaram (V), Yeleswaram (M),**  
**East Godavari District.**

**SCHEDULE-A**

1. Any up-set condition in any industrial plant / activity of the industry, which result in, increased effluent / emission discharge and/ or violation of standards stipulated in this order shall be informed to this Board, under intimation to the Collector and District Magistrate and take immediate action to bring down the discharge / emission below the limits.
2. The industry should carryout analysis of waste water discharges and emissions through chimneys for the parameters mentioned in this order on quarterly basis and submit to the Board.
3. All the rules & regulations notified by Ministry of Law and Justice, Government of India regarding Public Liability Insurance Act, 1991 should be followed as applicable.
4. The industry should put up two sign boards (6x4 ft. each) at publicly visible places at the main gate indicating the products, effluent discharge standards, air emission standards, hazardous waste quantities and validity of CFO and exhibit the CFO order at a prominent place in the factory premises.
5. Not withstanding anything contained in this consent order, the Board hereby reserves the right and powers to review / revoke any and/or all the conditions imposed herein above and to make such variations as deemed fit for the purpose of the Acts by the Board.
6. The applicant shall submit Environment statement in Form V before 30th September every year as per Rule No.14 of E(P) Rules, 1986 & amendments thereof.
7. The applicant should make applications through Online for renewal of Consent (under Water and Air Acts) and Authorization under HWM Rules at least 120 days before the date of expiry of this order, along with prescribed fee under Water and Air Acts and detailed compliance of CFO conditions for obtaining Consent & HW Authorization of the Board. The industry should immediately submit the revised application for consent to this Board in the event of any change in the raw material used, processes employed, quantity of trade effluents & quantity of emissions. Any change in the management shall be informed to the Board. The person authorized should not let out the premises / lend / sell / transfer their industrial premises without obtaining prior permission of the State Pollution Control Board.
8. Any person aggrieved by an order made by the State Board under Section 25, Section 26, Section 27 of Water Act, 1974 or Section 21 of Air Act, 1981 may within thirty days from the date on which the order is communicated to him, prefer an appeal as per Andhra Pradesh Water Rules, 1976 and Air Rules 1982, to Appellate authority constituted under Section 28 of the Water(Prevention and Control of Pollution) Act, 1974 and Section 31 of the Air(Prevention and Control of Pollution) Act, 1981.

**SCHEDULE-B****WATER POLLUTION:**

1. The source of water being bore well. The following is the permitted water consumption:

S. No.	Purpose	Maximum daily consumption as permitted in the existing CFO order dt.26.04.2017	Maximum daily consumption as per Expansion	Total Quantities after expansion
1	Process & Washing	167 Kilo Liters/Day	333 Kilo Liters/Day	500 Kilo Liters/Day
2	Boiler	10 Kilo Liters/Day	---	10 Kilo Liters/Day
3	Domestic	30 Kilo Liters/Day	---	30 Kilo Liters/Day
	<b>Total:</b>	<b>207 Kilo Liters/Day</b>	<b>333 Kilo Liters/Day</b>	<b>540 Kilo Liters/Day</b>

Separate meters with necessary pipe-line shall be maintained for assessing the quantity of water used for each of the purposes mentioned above.

2. The industry shall continuously operate STP for treating the domestic effluents and maintain log register for the same.
3. The industry shall treat the effluents in the ETP to meet the Board standards specified as below and the treated effluents shall be utilized for onland for gardening/plantation within industries own land of 6 acres and leased land of 32 acres as per details submitted during the CFO committee meeting held on 04.01.2020.

Outlet No.	Parameter	Concentration in mg/l
1 & 2	pH	5.5 - 9.0
	TSS	100.0 mg /l
	TDS	2100.0 mg /l
	Oil & Grease	10.0 mg /l
	BOD(3 days at 27 <sup>o</sup> C )	30.0 mg /l
	COD	250.0mg /l

8. The industry shall maintain above ground HDPE pipelines for conveyance of effluents from process to ETP and ETP to irrigation. The storm water drains shall be isolated from effluent conveying streams completely.
9. The industry shall follow the CPCB "Guidelines for utilization of treated effluents in irrigation" for use of treated effluent in irrigation. The guidelines can be downloaded from CPCB website at the web link - <https://www.cpcb.nic.in/NGT/Guidelines-UTE-Irrigation.pdf>.
10. The industry shall maintain separate energy meter for the effluent treatment plant (ETP) and APCE and maintain log registers to record the energy meter readings pertaining to the operation of the ETP and APCE.

#### **AIR POLLUTION:**

11. The industry shall comply with ambient air quality standards of PM10 (Particulate Matter size less than 10µm) - 100 µg/ m<sup>3</sup>; PM2.5 (Particulate Matter size less than 2.5 µm) - 60 µg/ m<sup>3</sup>; SO<sub>2</sub> - 80 µg/ m<sup>3</sup>; NO<sub>x</sub> - 80 µg/m<sup>3</sup>, outside the factory premises at the periphery of the industry.

Standards for other parameters as mentioned in the National Ambient Air Quality Standards CPCB Notification No.B-29016/20/90/PCI-I, dated 18.11.2009.

**Noise Levels:** Day time (6 AM to 10 PM) - 75 dB (A)  
Night time (10 PM to 6 AM) - 70 dB (A)

12. The industry shall comply with emission limits for DG sets of capacity upto 800 KW as per the Notification G.S.R.520 (E), dated 01.07.2003 and G.S.R.448 (E), dated 12.07.2004 under the Environment (Protection) Act Rules. In case of DG sets of capacity more than 800 KW shall comply with emission limits as per the Notification G.S.R.489 (E), dated 09.07.2002 at serial no.96, under the Environment (Protection) Act, 1986.
13. The proponent shall provide interlocking system for air pollution control equipments provided with raw feeding system so that the feeding of raw material would be stopped in case the air pollution control equipments fails.

#### **SOLID WASTE:**

14. The industry shall dispose solid waste (NON HAZARDOUS ) as follows:

S. No	Solid Waste generation	Existing quantity	Proposed quantity	After expansion	Hazardous / as defined under HWM Rules, 2016	Method of Disposal
1	Used Lead Acid Batteries	---	10 Nos/ Annum	10 No/ Annum	Non-Hazardous	Shall be sent to authorized agencies / buy back basis.

2	Shell waste	12 Tons/day	3 Tons/day	15 Tons/day	Non- Hazardous	Shall be disposed to Chitin & Chitogen/feed manufacturing units.
3	ETP Sludge	15 Kgs/day	15 Kgs/day	30 Kgs/day	Non- Hazardous	Shall be used as manure within the industry premises only.
4	STP Sludge	---	5 Kgs/day	5 Kg/day	Non- Hazardous	Shall be used as manure within the industry premises only.

15. The solid waste i.e. shrimp head and shell, shall be stored in a cold room. It shall be transported in closed vehicles only to chitin manufacturing units within 24 hours of generation.
16. The industry shall dispose the solid waste on daily basis. There shall not be any storage of solid waste overnight.
17. The industry shall not dispose any solid waste outside the premises.

**GENERAL CONDITIONS:**

18. The industry shall take all precautionary and safety measures during process operations. The industry shall provide ammonia sensors with alarm system at ammonia handling area.
19. The industry shall not discharge any treated/untreated wastewater outside the industry premises under any circumstances.
20. The industry shall not cause any water/air/dust pollution problems / odour nuisance to the surrounding environment.
21. The industry shall maintain good housekeeping within the premises.
22. The industry shall not increase the capacity beyond the permitted capacity mentioned in this order, without obtaining CFE/CFO of the Board.
23. The industry shall maintain the following records and the same shall be made available to the inspecting officers of the Board:
  - a. Daily production details.
  - b. Quantity of Effluents generated, treated, recycled/reused and disposed.
  - c. Log Books for pollution control systems.
  - d. Characteristics of effluents and emissions.
  - e. Hazardous/non hazardous solid waste generated and disposed.
  - f. Inspection book.
  - g. Manifest copies of effluents / hazardous waste.
24. The industry shall continuously operate ozonators for controlling the odour emanated from the process operations.
25. The industry shall develop green belt in all the vacant places covering at least 33% of total area.
26. Concealing the factual data or submission of false information / fabricated data and failure to comply with any of the conditions mentioned in this order may result in withdrawal of this order and attract action under the provisions of relevant pollution control Acts.
27. The Board reserves its right to modify above conditions or stipulate any further conditions and to take action including revoke of this order in the interest of environment protection.
28. The industry shall submit a compliance report on CFO conditions for every 6 months as on 01st January and 01st July of every year at Regional Office and Zonal Office.

**SCHEDULE - C****[See rule 6(2)]****[CONDITIONS OF AUTHORISATION FOR OCCUPIER OR OPERATOR HANDLING  
HAZARDOUS WASTES]**

1. All the rules and regulations notified by Ministry of Environment and Forests, Government of India under the E(P) Act, 1986 in respect of management, handling, transportation and storage of the Hazardous wastes should be followed.
2. The industry shall not store hazardous waste for more than 90 days as per the Hazardous and other Wastes (Management and Transboundary Movement) Rules, 2016 and amendments thereof.
3. The industry shall store Used Oil and Used Lead Acid Batteries in a secured way in their premises till its disposal to the manufacturers / dealers on buyback basis.
4. The industry shall maintain 6 copy manifest system for transportation of waste generated and a copy shall be submitted to concerned Regional Office of APPCB. The driver who transports Hazardous Waste should be well acquainted about the procedure to be followed in case of an emergency during transit. The transporter should carry a Transport Emergency (TREM) Card.
5. The industry shall maintain proper records for Hazardous Wastes stated in Authorisation in FORM-3 i.e., quantity of Incinerable waste, land disposal waste, recyclable waste etc., and file annual returns in Form- 4 as per Rule 6(5), 13(8), 16(6) and 20(2) of the Hazardous Wastes (Management, Handling & Transboundary Movement) Rules, 2016 and amendments thereof.
6. The authorised person shall comply with the provisions of the Environment (Protection) Act, 1986, and the rules made there under.
7. The person authorised shall not rent, lend, sell, transfer or otherwise transport the hazardous and other wastes except what is permitted through this authorization.
8. Any unauthorised change in personnel, equipment or working conditions as mentioned in the application by the person authorised shall constitute a breach of his authorization.
9. The person authorised shall implement Emergency Response Procedure (ERP) for which this authorisation is being granted considering all site specific possible scenarios such as spillages, leakages, fire etc. and their possible impacts and also carry out mock drill in this regard at regular interval of time.
10. The person authorised shall comply with the provisions outlined in the Central Pollution Control Board guidelines on "Implementing Liabilities for Environmental Damages due to Handling and Disposal of Hazardous Waste and Penalty".
11. The hazardous and other waste which gets generated during recycling or reuse or recovery or pre-processing or utilization of imported hazardous or other wastes shall be treated and disposed of as per specific conditions of authorisation.
12. Any other conditions for compliance as per the Guidelines issued by the Ministry of Environment, Forest and Climate Change or Central Pollution Control Board from time to time.
13. Annual return shall be filed by June 30<sup>th</sup> for the period ensuring 31<sup>st</sup> March of the year.

**JOINT CHIEF ENVIRONMENTAL ENGINEER****To****M/s. Avanti Frozen Foods Private Limited (After Expansion),****R. Sy.No: 342, 349, 360, 362,****Yerravaram (V), Yeleswaram (M),****East Godavari District.**



केंद्रीय प्रदूषण नियंत्रण बोर्ड  
CENTRAL POLLUTION CONTROL BOARD  
पर्यावरण, वन एवं जलवायु परिवर्तन मंत्रालय, भारत सरकार  
MINISTRY OF ENVIRONMENT, FOREST & CLIMATE CHANGE, GOVT. OF INDIA

Annexure-VI

File No.: CM-13013/31/2025-TECH-RD-CHENNAI-RD (Chennai)/२२५

06.06.2025

To

The Member Secretary  
Andhra Pradesh Pollution Control Board  
D.No. 33-26-14 D/2, Near Sunrise Hospital  
Pushpa Hotel Centre, Chalamalavari Street  
Kasturibaipet, Vijayawada – 520 010  
Andhra Pradesh

**Sub: Nomination for the Committee in Original Application No. 209 of 2025 (PB)**

Ref: Order dated 28.05.2025 issued by Hon'ble NGT in OA No. 209 of 2025 (PB)

Sir,

This is with reference to the Hon'ble NGT order dated 28.05.2025 in OA. No. 209 of 2025 titled as Malta Chinni vs CPCB & Ors wherein, Hon'ble NGT has registered a case based on the letter petition dated 16.05.2024 and constituted a joint committee.

In view of the above, it is to inform that Competent Authority of CPCB nominated Smt. Sowmya D, Scientist E (mobile no. 8762226688 & email: sowmyad.cpcb@nic.in) Central Pollution Control Board, Regional Directorate, Chennai to represent CPCB as member of Committee.

Please inform the date of meeting/inspection well in advance so that nominated officer will make it convenient to attend.

Yours faithfully

(H D Varalaxmi)  
Regional Director

Encl: As above

क्षेत्रीय निदेशालय (चेन्नई) : द्वितीय तल, 40-ई, बीएसएनएल बिल्डिंग, थिरु-वी-का औद्योगिक एस्टेट, सिपेट रोड, गिंडी, चेन्नई – 600032  
दूरभाष: 044-29998683/044-29567019 ईमेल: rdchennai.cpcb@gov.in

Regional Directorate (Chennai): Second Floor, 40-E, BSNL Building, TVK Industrial Estate, CIPET Road, Guindy, Chennai – 600032  
Phone: 044-29998683/044-29567019 Email: rdchennai.cpcb@gov.in

प्रधान कार्यालय : परिवेश भवन, पूर्वी अर्जुन नगर, दिल्ली -110 032

Head Office: Parivesh Bhawan, East Arjun Nagar, Delhi – 110032

दूरभाष /Telephone: 011-43102030, Fax : 22305797, 2307078, 22307079, 22301932, 22304948

ई-मेल / E-mail: cpcb@nic.in वेबसाइट / Website : www.cpcb.nic.in



**केंद्रीय प्रदूषण नियंत्रण बोर्ड**  
CENTRAL POLLUTION CONTROL BOARD  
**पर्यावरण, वन एवं जलवायु परिवर्तन मंत्रालय, भारत सरकार**  
MINISTRY OF ENVIRONMENT, FOREST & CLIMATE CHANGE, GOVT. OF INDIA

फ़ा. सं.: CM-13013/31/2025-TECH-RD-CHENNAI-RD (Chennai)/2025

06.06.2025

सेवा में,

सदस्य सचिव  
आंध्र प्रदेश प्रदूषण नियंत्रण बोर्ड  
डी.नं. 33-26-14 डी/2, सनराइज अस्पताल के पास  
पुष्पा होटल सेंटर, चलमालावारी स्ट्रीट  
कस्तूरीबाईपेट, विजयवाड़ा - 520 010  
आंध्र प्रदेश


**विषय: मूल आवेदन संख्या 209/2025 (पीबी) में समिति के लिए नामांकन**

संदर्भ: माननीय राष्ट्रीय हरित अधिकरण द्वारा मूल आवेदन संख्या 209/2025 (पीबी) में जारी आदेश दिनांक 28.05.2025 महोदय,

इसमें माननीय राष्ट्रीय हरित अधिकरण द्वारा मूल आवेदन संख्या 209/2025 (पीबी) में जारी आदेश दिनांक 28.05.2025 का संदर्भ है, जिसका शीर्षक मालता चिन्नी बनाम सीपीसीबी एवं अन्य है। जिसमें माननीय राष्ट्रीय हरित अधिकरण ने दिनांक 16.05.2024 की पत्र याचिका के आधार पर मामला दर्ज किया है और एक संयुक्त समिति गठित की है।

उपरोक्त के मद्देनजर, यह सूचित किया जाता है कि केंद्रीय प्रदूषण नियंत्रण बोर्ड के सक्षम प्राधिकारी ने श्रीमती सौम्या डी, वैज्ञानिक ड (मोबाइल नंबर 8762226688 और ईमेल: sowmyad.cpcb@nic.in), केंद्रीय प्रदूषण नियंत्रण बोर्ड, क्षेत्रीय निदेशालय, चेन्नई को समिति के सदस्य के रूप में केंद्रीय प्रदूषण नियंत्रण बोर्ड का प्रतिनिधित्व करने के लिए नामित किया है।

कृपया बैठक/निरीक्षण की तिथि पहले ही सूचित कर दें ताकि नामित अधिकारी को उपस्थित होने में सुविधा हो।

निष्ठापूर्वक  
  
(एच. डि. वरलक्ष्मी)  
क्षेत्रीय निदेशक

संलग्न : जैसा कि ऊपर बताया गया है

क्षेत्रीय निदेशालय ( चेन्नई ) : द्वितीय तल, 40-ई, बीएसएनएल बिल्डिंग, थिरु-वी-का औद्योगिक एस्टेट, सिपेट रोड गिंडी, चेन्नई - 600032

दूरभाष: 044-29998683/044-29567019 ईमेल: rdchennai.cpcb@gov.in

Regional Directorate (Chennai): Second Floor, 40-E, BSNL Building, TVK Industrial Estate, CIPET Road Guindy, Chennai - 600032

Phone: 044-29998683/044-29567019 Email: rdchennai.cpcb@gov.in

प्रधान कार्यालय : परिवेश भवन, पूर्वी अर्जुन नगर, दिल्ली -110 032

Head Office: Parivesh Bhawan, East Arjun Nagar, Delhi - 110032

दूरभाष /Telephone: 011-43102030, Fax : 22305793, 22307078, 22307079, 22301932, 22304948

ई-मेल / E-mail: cpcb@nic.in वैबसाइट / Website : www.cpcb.nic.in



**ANDHRA PRADESH POLLUTION CONTROL BOARD**  
Paryavaran Bhavan, APIIC Colony Road,  
Gurunanak Colony, Auto Nagar, Vijayawada-520 007

## Annexure-VII



**Lr.No.6/APPCB/Legal/O.A. No. 209 of 2025(PB)/NGT(PB)/2025- Dt.11-06-2025**

To

The Collector and District Magistrate,  
Kakinada District - 533 001.  
Email: collector-kkd@ap.gov.in

Sir,

**Sub:** APPCB – Legal – Hon’ble NGT, New Delhi – O.A. No.209 of 2025(PB) –  
Nomination of officials for Joint Committee – Requested-Reg.

**Ref:** 1. The Hon’ble NGT, New Delhi Order dt. 28.05.2025 in O.A. No. 209 of  
2025(PB).  
2. CPCB Ir CM-13013/31/2025-TECH-RD-CHENNAI-RD (Chennai)/225,  
dt.06.06.2025.

\*\*\*

It is to inform that the Original Application (O.A) No. 209 of 2025(PB) has been registered by the Hon’ble National Green Tribunal (NGT), Principal Bench (PB), New Delhi based on letter petition dt.16.05.2024 received from Sri Malta Chinni, Andhra Pradesh, on M/s. Avanti Frozen Foods Private Limited, Yerravaram Village, Yeleswaram Mandal, Kakinada District.

The Hon’ble NGT, New Delhi in its order dt. 28.05.2025 has constituted a Joint Committee comprising of officers duly authorized by Member Secretary, Central Pollution Control Board (CPCB); Member Secretary, Andhra Pradesh Pollution Control Board (APPCB) and the Collector/District Magistrate, Kakinada. The APPCB is the nodal agency for coordination and compliance of the orders.

The Hon’ble Tribunal also directed the committee to meet within two weeks, undertake visits to the site, look into the grievances of the applicant, associate the applicant and representative of the concerned project proponent, verify the factual position and suggest appropriate remedial action.

The Hon'ble Tribunal directed that the Joint Committee Report has to be filed by APPCB and also directed the concerned to file individual replies/ responses by respondents no. 1 to 6 before the Southern Zone Bench of the Hon’ble NGT at Chennai within two months. Copy of the order dt.28.05.2025 is herewith attached.

The CPCB has also communicated the nomination of Smt. Sowmya D, Scientist- E, to represent CPCB, Chennai as member of Committee in ref. 2<sup>nd</sup> cited (copy enclosed).

Accordingly, the Environmental Engineer (EE), APPCB, Regional Office (RO): Kakinada, Kakinada District (Sri M.B.S. Sankara Rao, Mobile No. 9866776723, Email: rokkd-ee1@appcb.gov.in), has been nominated as member and Nodal Officer to represent APPCB in the Joint Committee.

In view of the above, it is requested to nominate concerned officials to the Joint Committee from O/o Collector/District Magistrate, Kakinada and to communicate the nominations to the EE, APPCB, RO: Kakinada, Kakinada District for necessary co-ordination and compliance.

The EE, RO: Kakinada is instructed to coordinate with the Joint Committee Members for committee inspections and to ensure the filing of report within the stipulated time.

The Hon'ble NGT, PB, New Delhi issued instructions for listing the matter on 08.07.2025 before the Southern Bench of the Hon'ble Tribunal, Chennai after obtaining orders from the Hon'ble the Chairperson, PB for transfer of the case.

The concerned are requested to file individual replies/ responses in the matter within two months i.e. by 27.07.2025.

It may please be noted that the Hon'ble NGT may impose costs, in case of non-submission of committee reports within the specified time.

Encl: Hon'ble Tribunal order dt. 28.05.2025 & CPCB Ir dt.06.06.2025

Yours faithfully,  
S SRI SARAVANAN  
**MEMBER SECRETARY**

Copy to:


1. The Regional Director, Central Pollution Control Board, Chennai for information and necessary action.
2. The Joint Chief Environmental Engineer (FAC), APPCB, ZO: Visakhapatnam for information and necessary action and is instructed to release the amount to RO from the account of Environmental Compensation Fund of ZO, Visakhapatnam for meeting the expenses of Joint Committee inspections.
3. The JCEE (ECS), APPCB, HO, Vijayawada for information and necessary action.
4. The Environmental Engineer, APPCB, RO: Kakinada for information and compliance. He is directed to coordinate with the Joint Committee Members for committee inspections and to ensure the filing of report within the stipulated time. Please note that the Hon'ble NGT may impose costs, in case of non-submission of committee reports within the specified time.

**Annexure-VIII****NOTE**

Collector / Sir,

1. It is submitted that Original Application (O.A.) No. 209 of 2025 (PB) has been registered before the Hon'ble National Green Tribunal (NGT), Principal Bench, New Delhi, based on a letter petition dated 16.05.2024 filed by Sri Malta Chinni, Andhra Pradesh, against M/s. Avanti Frozen Foods Private Limited, Yerravaram Village, Yeleswaram Mandal, Kakinada District.
2. The Hon'ble NGT, vide order dated 28.05.2025, constituted a Joint Committee comprising officers nominated by the Member Secretary, Central Pollution Control Board (CPCB); Member Secretary, Andhra Pradesh Pollution Control Board (APPCB); and the Collector & District Magistrate, Kakinada District. The Committee is directed to meet within two weeks, inspect the site, examine the grievances raised, associate the applicant and the project proponent, verify the factual status, and recommend appropriate remedial measures. The APPCB has been designated as the nodal agency for coordination and compliance.
3. The CPCB, vide letter dated 06.06.2025, nominated Smt. Sowmya D., Scientist 'E' (Mobile: 8762226688, Email: sowmyad.cpcb@nic.in), Regional Directorate, Chennai, as the CPCB representative on the Joint Committee.
4. The APPCB, Board Office, Vijayawada has nominated Sri M.B.S. Sankara Rao, Environmental Engineer, APPCB, Regional Office, Kakinada (Mobile: 9866776723, Email: rokhd-ee1@appcb.gov.in), as the APPCB representative and Nodal Officer for the Committee.
5. Further, the APPCB Board Office, vide letter dated 11.06.2025, has requested the Collector & District Magistrate, Kakinada District, to nominate a suitable official from the District Administration to represent the office in the Joint Committee and to communicate the nomination to the undersigned for coordination.
6. In view of the above, it is requested that a suitable official may kindly be nominated from the Office of the Collector & District Magistrate, Kakinada, to be a member of the Joint Committee constituted by the Hon'ble NGT for inspection of M/s. Avanti Frozen Foods Pvt. Ltd., Yerravaram Village, Yeleswaram Mandal, Kakinada District.

Submitted for orders with a request to approve Para No. 6 of this note.

*Roopreddy*  
  
**Collector & District Magistrate**  
**Kakinada District,**  
**Kakinada**

MBS Sankara Rao  
 Environmental Engineer,  
 APPCB, RO, Kakinada

Annexure - 3

05/08/25

ತಡು [ಮಲ್ಲ-ಬೆಳ್ಳಿ]

NGIT Joint Inspection <sup>ತಡು</sup> ಯಾಚಿ  
ತಡು ಪುಸ್ತಕ ವಿವರಣೆ.

ಗಿರಿಬಲ್ಲೆ Avankhi - frozen Foods Yerravada m. ಘಂಟೆಗೆ  
ತಡು ಕಾಯ್ದೆಗೆ ಜೀವನಶಿಕ್ಷಣ ತಡು NGIT ಲೂ ಕೆಲವು ತಡು - ವೆರಿದುನು.  
ತಡು ಸಂಘಟನೆ "Joint committee Inspection" - ತಡು ಲೂ ತಡು ತಡು  
05/08/25 ತಡು ತಡು ತಡು. ತಡು committee. ತಡು ತಡು ತಡು ತಡು ತಡು  
ತಡು. ತಡು ತಡು ತಡು water samples ತಡು ತಡು  
ತಡು ತಡು ತಡು samples ತಡು ತಡು ತಡು ತಡು sample ತಡು ತಡು.  
ತಡು ತಡು ತಡು ತಡು samples ITP-samples ತಡು ತಡು  
ತಡು water samples collect ತಡು ತಡು ತಡು ತಡು ತಡು.

m.             
[ಮಲ್ಲ-ಬೆಳ್ಳಿ]  
ತಡು ತಡು.  
900024186.



**ANDHRA PRADESH POLLUTION CONTROL BOARD**  
**ZONAL OFFICE :: VISAKHAPATNAM**  
 39-33-20/4/1, Madhavadhara Vuda Colony, Visakhapatnam - 530018.  
 Ph : 0891 - 2719380

**ORANGE CATEGORY**  
**CONSENT & AUTHORIZATION ORDER**

**Consent Order No: 6125-KKD/APPCB/ZOVSP/CFO/2020**

**Date: 16.06.2020**

CONSENT is hereby granted for Operation under section 25/26 of the Water (Prevention & Control of Pollution) Act, 1974 and under section 21 of Air (Prevention & Control of Pollution) Act 1981 and amendments thereof and Authorisation under Rule 6 of the Hazardous and other Wastes (Management and Transboundary Movement) Rules, 2016 & Amendments thereof and the rules and orders made there under (hereinafter referred to as 'the Acts', 'the Rules') to:

**M/s. Avanti Frozen Foods Private Limited (After Expansion),**  
**R. Sy.No: 342, 349, 360, 362,**  
**Yerravaram (V), Yeleswaram (M),**  
**East Godavari District.**

(Hereinafter referred to as 'the Applicant') authorizing to operate the industrial plant to discharge the effluents from the outlets and the quantity of emissions per hour from the chimneys as detailed below:

**i) Outlets for discharge of effluents:**

Out let No.	Outlet Description	Maximum daily discharge as permitted in the existing CFO order dt. 06.05.2017	Maximum daily discharge as per Expansion	Total Max Daily Discharge after expansion	Point of Disposal
1	Process	159.0 Kilo Liters/Day	310.0 Kilo Liters/Day	469.0 Kilo Liters/Day	After treatment in the ETP, the treated water shall be used for onland irrigation within the premises and leased land of 13.8 acres.
2	Boiler	1.0 Kilo Liters/Day	---	1.0 Kilo Liters/Day	
3	Domestic	24.0 Kilo Liters/Day	---	24.0 Kilo Liters/Day	After treatment in the STP, the treated water shall be used for onland irrigation within the premises and leased land of 13.8 acres.

**ii) Emissions from chimneys:**

Chimney No.	Description of Chimney	Quantity of Emissions at peak flow (m <sup>3</sup> /hr)
1.	Attached to IBR diesel fired boiler 2 X 850 Kg/hr	
1	Attached to DG set of capacity 2 X 1000 KVA (Existing)	----

2	Attached to DG set of capacity 1 X 1000 KVA (Existing)	----
3	Attached to DG set of capacity 1 X 320 KVA (Expansion)	----

**iii) HAZARDOUS WASTE AUTHORISATION (FORM – II) [See Rule 6 (2)]:**

**M/s. Avanti Frozen Foods Private Limited, R. Sy.No: 342, 349, 360, 362, Yerravaram (V), Yeleswaram (M), East Godavari District** is hereby granted an authorization for generation, storage, transport and disposal of Hazardous Wastes namely:

• **HAZARDOUS WASTES WITH RECYCLING OPTION:**

S. No	Name of Hazardous Waste	Stream	Quantity	Method of disposal
1	Used Oil from DG Sets	5.1 of Schedule – I	200 Liters/annum	Shall be used as lubricant within the premises (or) Shall be routed through M/s. Andhra Pradesh Environment Corporation Limited (APEMCL) so as to send to authorized Re-processors / Recyclers / to the Cement industries for co-processing.

This consent order is valid for the following products along with quantities after expansion indicated only:

S. No.	Products	Quantity as permitted in the existing CFO order dt.26.04.2017	Quantity as per Expansion	Total Quantity after expansion
1.	Processed Shrimp	40 Tons/Day	10 Tons/Day	50 Tons/Day
2.	Tube Ice	80 Tons/Day	---	80 Tons/Day
3	Flake Ice	90 Tons/Day	20 Tons/Day	110 Tons/Day

This order is subject to the provisions of 'the Acts' and the Rules' and orders made thereunder and further subject to the terms and conditions incorporated in the schedule A, B & C enclosed to this order.

This combined order of Consent & Hazardous Waste Authorization shall be valid for a period ending with the **31.03.2027**.

**JOINT CHIEF ENVIRONMENTAL ENGINEER**

To  
**M/s. Avanti Frozen Foods Private Limited (After Expansion),**  
**R. Sy.No: 342, 349, 360, 362,**  
**Yerravaram (V), Yeleswaram (M),**  
**East Godavari District.**

**SCHEDULE-A**

1. Any up-set condition in any industrial plant / activity of the industry, which result in, increased effluent / emission discharge and/ or violation of standards stipulated in this order shall be informed to this Board, under intimation to the Collector and District Magistrate and take immediate action to bring down the discharge / emission below the limits.
2. The industry should carryout analysis of waste water discharges and emissions through chimneys for the parameters mentioned in this order on quarterly basis and submit to the Board.
3. All the rules & regulations notified by Ministry of Law and Justice, Government of India regarding Public Liability Insurance Act, 1991 should be followed as applicable.
4. The industry should put up two sign boards (6x4 ft. each) at publicly visible places at the main gate indicating the products, effluent discharge standards, air emission standards, hazardous waste quantities and validity of CFO and exhibit the CFO order at a prominent place in the factory premises.
5. Not withstanding anything contained in this consent order, the Board hereby reserves the right and powers to review / revoke any and/or all the conditions imposed herein above and to make such variations as deemed fit for the purpose of the Acts by the Board.
6. The applicant shall submit Environment statement in Form V before 30th September every year as per Rule No.14 of E(P) Rules, 1986 & amendments thereof.
7. The applicant should make applications through Online for renewal of Consent (under Water and Air Acts) and Authorization under HWM Rules at least 120 days before the date of expiry of this order, along with prescribed fee under Water and Air Acts and detailed compliance of CFO conditions for obtaining Consent & HW Authorization of the Board. The industry should immediately submit the revised application for consent to this Board in the event of any change in the raw material used, processes employed, quantity of trade effluents & quantity of emissions. Any change in the management shall be informed to the Board. The person authorized should not let out the premises / lend / sell / transfer their industrial premises without obtaining prior permission of the State Pollution Control Board.
8. Any person aggrieved by an order made by the State Board under Section 25, Section 26, Section 27 of Water Act, 1974 or Section 21 of Air Act, 1981 may within thirty days from the date on which the order is communicated to him, prefer an appeal as per Andhra Pradesh Water Rules, 1976 and Air Rules 1982, to Appellate authority constituted under Section 28 of the Water(Prevention and Control of Pollution) Act, 1974 and Section 31 of the Air(Prevention and Control of Pollution) Act, 1981.

**SCHEDULE-B****WATER POLLUTION:**

1. The source of water being bore well. The following is the permitted water consumption:

S. No.	Purpose	Maximum daily consumption as permitted in the existing CFO order dt.26.04.2017	Maximum daily consumption as per Expansion	Total Quantities after expansion
1	Process & Washing	167 Kilo Liters/Day	333 Kilo Liters/Day	500 Kilo Liters/Day
2	Boiler	10 Kilo Liters/Day	---	10 Kilo Liters/Day
3	Domestic	30 Kilo Liters/Day	---	30 Kilo Liters/Day
	<b>Total:</b>	<b>207 Kilo Liters/Day</b>	<b>333 Kilo Liters/Day</b>	<b>540 Kilo Liters/Day</b>

Separate meters with necessary pipe-line shall be maintained for assessing the quantity of water used for each of the purposes mentioned above.

2. The industry shall continuously operate STP for treating the domestic effluents and maintain log register for the same.
3. The industry shall treat the effluents in the ETP to meet the Board standards specified as below and the treated effluents shall be utilized for onland for gardening/plantation within industries own land of 6 acres and leased land of 32 acres as per details submitted during the CFO committee meeting held on 04.01.2020.

Outlet No.	Parameter	Concentration in mg/l
1 & 2	pH	5.5 - 9.0
	TSS	100.0 mg /l
	TDS	2100.0 mg /l
	Oil & Grease	10.0 mg /l
	BOD(3 days at 27 <sup>o</sup> C )	30.0 mg /l
	COD	250.0mg /l

8. The industry shall maintain above ground HDPE pipelines for conveyance of effluents from process to ETP and ETP to irrigation. The storm water drains shall be isolated from effluent conveying streams completely.
9. The industry shall follow the CPCB "Guidelines for utilization of treated effluents in irrigation" for use of treated effluent in irrigation. The guidelines can be downloaded from CPCB website at the web link - <https://www.cpcb.nic.in/NGT/Guidelines-UTE-Irrigation.pdf>.
10. The industry shall maintain separate energy meter for the effluent treatment plant (ETP) and APCE and maintain log registers to record the energy meter readings pertaining to the operation of the ETP and APCE.

**AIR POLLUTION:**

11. The industry shall comply with ambient air quality standards of PM10 (Particulate Matter size less than 10µm) - 100 µg/ m<sup>3</sup>; PM2.5 (Particulate Matter size less than 2.5 µm) - 60 µg/ m<sup>3</sup>; SO<sub>2</sub> - 80 µg/ m<sup>3</sup>; NO<sub>x</sub> - 80 µg/m<sup>3</sup>, outside the factory premises at the periphery of the industry.

Standards for other parameters as mentioned in the National Ambient Air Quality Standards CPCB Notification No.B-29016/20/90/PCI-I, dated 18.11.2009.

**Noise Levels:** Day time (6 AM to 10 PM) - 75 dB (A)  
Night time (10 PM to 6 AM) - 70 dB (A)

12. The industry shall comply with emission limits for DG sets of capacity upto 800 KW as per the Notification G.S.R.520 (E), dated 01.07.2003 and G.S.R.448 (E), dated 12.07.2004 under the Environment (Protection) Act Rules. In case of DG sets of capacity more than 800 KW shall comply with emission limits as per the Notification G.S.R.489 (E), dated 09.07.2002 at serial no.96, under the Environment (Protection) Act, 1986.
13. The proponent shall provide interlocking system for air pollution control equipments provided with raw feeding system so that the feeding of raw material would be stopped in case the air pollution control equipments fails.

**SOLID WASTE:**

14. The industry shall dispose solid waste (NON HAZARDOUS ) as follows:

S. No	Solid Waste generation	Existing quantity	Proposed quantity	After expansion	Hazardous / as defined under HWM Rules, 2016	Method of Disposal
1	Used Lead Acid Batteries	---	10 Nos/ Annum	10 No/ Annum	Non-Hazardous	Shall be sent to authorized agencies / buy back basis.

2	Shell waste	12 Tons/day	3 Tons/day	15 Tons/day	Non- Hazardous	Shall be disposed to Chitin & Chitogen/feed manufacturing units.
3	ETP Sludge	15 Kgs/day	15 Kgs/day	30 Kgs/day	Non- Hazardous	Shall be used as manure within the industry premises only.
4	STP Sludge	---	5 Kgs/day	5 Kg/day	Non- Hazardous	Shall be used as manure within the industry premises only.

15. The solid waste i.e. shrimp head and shell, shall be stored in a cold room. It shall be transported in closed vehicles only to chitin manufacturing units within 24 hours of generation.
16. The industry shall dispose the solid waste on daily basis. There shall not be any storage of solid waste overnight.
17. The industry shall not dispose any solid waste outside the premises.

**GENERAL CONDITIONS:**

18. The industry shall take all precautionary and safety measures during process operations. The industry shall provide ammonia sensors with alarm system at ammonia handling area.
19. The industry shall not discharge any treated/untreated wastewater outside the industry premises under any circumstances.
20. The industry shall not cause any water/air/dust pollution problems / odour nuisance to the surrounding environment.
21. The industry shall maintain good housekeeping within the premises.
22. The industry shall not increase the capacity beyond the permitted capacity mentioned in this order, without obtaining CFE/CFO of the Board.
23. The industry shall maintain the following records and the same shall be made available to the inspecting officers of the Board:
  - a. Daily production details.
  - b. Quantity of Effluents generated, treated, recycled/reused and disposed.
  - c. Log Books for pollution control systems.
  - d. Characteristics of effluents and emissions.
  - e. Hazardous/non hazardous solid waste generated and disposed.
  - f. Inspection book.
  - g. Manifest copies of effluents / hazardous waste.
24. The industry shall continuously operate ozonators for controlling the odour emanated from the process operations.
25. The industry shall develop green belt in all the vacant places covering at least 33% of total area.
26. Concealing the factual data or submission of false information / fabricated data and failure to comply with any of the conditions mentioned in this order may result in withdrawal of this order and attract action under the provisions of relevant pollution control Acts.
27. The Board reserves its right to modify above conditions or stipulate any further conditions and to take action including revoke of this order in the interest of environment protection.
28. The industry shall submit a compliance report on CFO conditions for every 6 months as on 01st January and 01st July of every year at Regional Office and Zonal Office.

**SCHEDULE - C**  
**[See rule 6(2)]**

**[CONDITIONS OF AUTHORISATION FOR OCCUPIER OR OPERATOR HANDLING  
HAZARDOUS WASTES]**

1. All the rules and regulations notified by Ministry of Environment and Forests, Government of India under the E(P) Act, 1986 in respect of management, handling, transportation and storage of the Hazardous wastes should be followed.
2. The industry shall not store hazardous waste for more than 90 days as per the Hazardous and other Wastes (Management and Transboundary Movement) Rules, 2016 and amendments thereof.
3. The industry shall store Used Oil and Used Lead Acid Batteries in a secured way in their premises till its disposal to the manufacturers / dealers on buyback basis.
4. The industry shall maintain 6 copy manifest system for transportation of waste generated and a copy shall be submitted to concerned Regional Office of APPCB. The driver who transports Hazardous Waste should be well acquainted about the procedure to be followed in case of an emergency during transit. The transporter should carry a Transport Emergency (TREM) Card.
5. The industry shall maintain proper records for Hazardous Wastes stated in Authorisation in FORM-3 i.e., quantity of Incinerable waste, land disposal waste, recyclable waste etc., and file annual returns in Form- 4 as per Rule 6(5), 13(8), 16(6) and 20(2) of the Hazardous Wastes (Management, Handling & Transboundary Movement) Rules, 2016 and amendments thereof.
6. The authorised person shall comply with the provisions of the Environment (Protection) Act, 1986, and the rules made there under.
7. The person authorised shall not rent, lend, sell, transfer or otherwise transport the hazardous and other wastes except what is permitted through this authorization.
8. Any unauthorised change in personnel, equipment or working conditions as mentioned in the application by the person authorised shall constitute a breach of his authorization.
9. The person authorised shall implement Emergency Response Procedure (ERP) for which this authorisation is being granted considering all site specific possible scenarios such as spillages, leakages, fire etc. and their possible impacts and also carry out mock drill in this regard at regular interval of time.
10. The person authorised shall comply with the provisions outlined in the Central Pollution Control Board guidelines on "Implementing Liabilities for Environmental Damages due to Handling and Disposal of Hazardous Waste and Penalty".
11. The hazardous and other waste which gets generated during recycling or reuse or recovery or pre-processing or utilization of imported hazardous or other wastes shall be treated and disposed of as per specific conditions of authorisation.
12. Any other conditions for compliance as per the Guidelines issued by the Ministry of Environment, Forest and Climate Change or Central Pollution Control Board from time to time.
13. Annual return shall be filed by June 30<sup>th</sup> for the period ensuring 31<sup>st</sup> March of the year.

**JOINT CHIEF ENVIRONMENTAL ENGINEER**

**To**  
**M/s. Avanti Frozen Foods Private Limited (After Expansion),**  
**R. Sy.No: 342, 349, 360, 362,**  
**Yerravaram (V), Yeleswaram (M),**  
**East Godavari District.**

**Annexure - 5**

GOVERNMENT OF ANDHRA PRADESH  
GROUND WATER AND WATER AUDIT DEPARTMENT

From:  
Sri A. Varaprasada Rao,  
M.Sc., M.Sc. [Tech],  
Director,  
Ground Water and Water Audit Department,  
Vysya Bhavan, Namboori vari Veedhi,  
Hanumanpet, Near Railway Station,  
Beside Government Hospital,  
Vijayawada-520 003.  
E-Mail:director\_apsgwd@rediffmail.com.

To:  
The Managing Director,  
M/s Avanti Frozen Foods Private  
Limited, Yerravaram Village,  
Yeleswaram Mandal,  
East Godavari Dist.

Letter No:1048/Hg-II/2018.

Dated:22 .04.2021

Sir,

Sub:- Andhra Pradesh Ground Water and Water Audit Department –Single Desk Policy  
- M/s Avanti Frozen Foods Private Limited, Yerravaram Village, Yeleswaram  
Mandal, East Godavari Dist.– Approved report communicated - Regarding.

Ref:- 1. Online application form-1 part A received dated: 30.03.2021.  
2. Lr.No:659/HG/S.W/2020-21, Dated: 17.04.2021, of Deputy Director,  
Ground Water and Water Audit Department, East Godavari District.

@@@

Your attention is invited to the above subject and references cited.

The Report submitted by the Deputy Director, Ground Water and Water Audit  
Department, East Godavari district vide reference 2<sup>nd</sup> cited is hereby approved.

The firm is permitted to pumpout 495 KLD of Groundwater from the existing Three  
(3) filter point wells with (3) hours pumping per day duly following the terms and conditions  
as mentioned in the report.

**Encl: Report**

**Yours faithfully,**  
**Sd/-A.Varaprasada Rao,**  
**DIRECTOR.**

Copy submitted to Commissioner PR &RD, and Administrator, APWALTA Vijayawada,  
for information

Copy to Deputy Director, Ground Water and Water Audit Department, East Godavari district  
for information and communicate the same with approved report to concerned Yeleswaram  
Mandal WALTA Authority (Tahsildar)

///true copy///

Received original  
K. S. R. S. R.

Last page drawing original  
not given

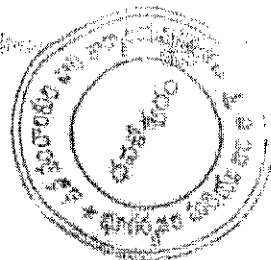
  
For DIRECTOR

H

2

CONTENTS

1. Introduction
2. Location
3. Physiography, Drainage and Climate
4. Hydrogeology
5. Field Observations
6. Quality of Ground Water
7. Water level data of nearest piezometers
8. Aquifer parameters
9. Infiltration Test
10. Measures to be adopted for Ground water recharge
11. Ground Water Resource Potential
12. Conclusions
13. Recommendations



ANNEXURE

- I. Well Inventory data
- II. Analytical Data of Ground Water Samples

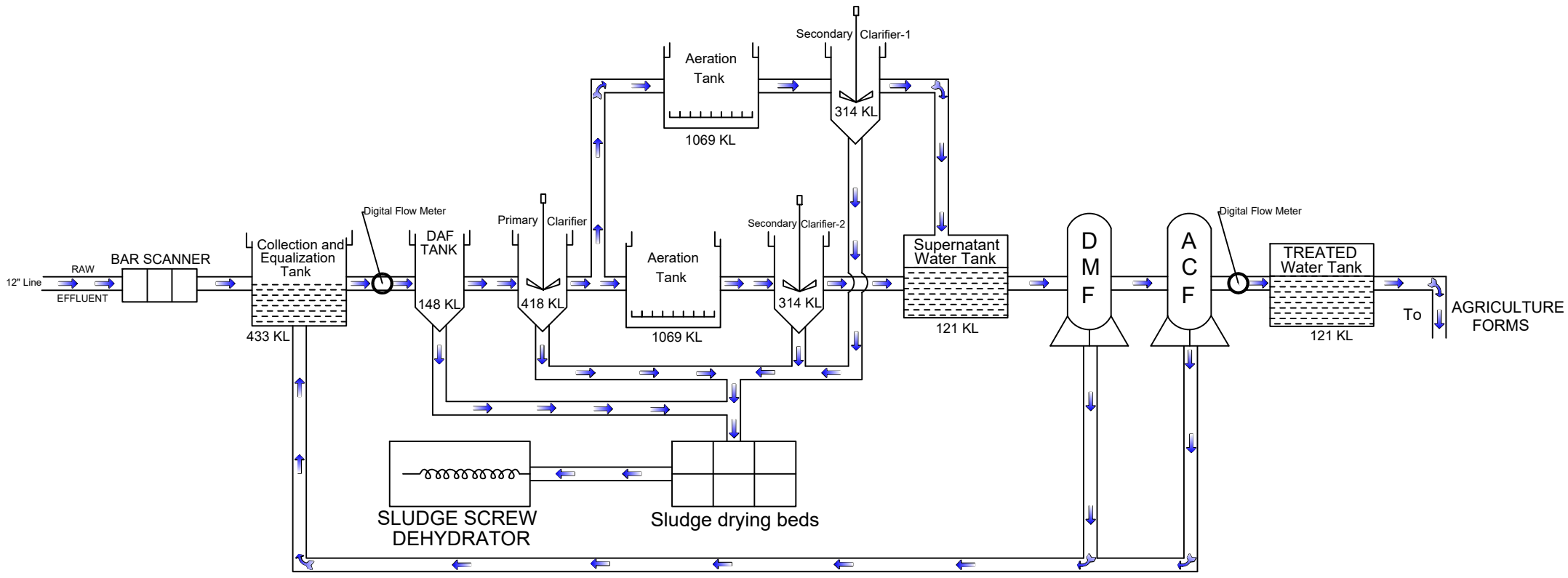
PLATES

- I. Topo sheet extract of the industrial area of M/s Avanti Frozen Foods private Ltd., Yerravaram Village, Eleswaram Mandal, East Godavari District.
- II. Field Sketch of the industrial area of M/s Avanti Frozen Foods private Ltd., Yerravaram Village, Eleswaram Mandal, East Godavari District.

# AVANTI FROZEN FOODS PVT.LTD., PLANT Sy. NO. 342,360 & 362 Yerravaram (V), Yeleswaram mandal

## EFFLUENT TREATMENT WATER FLOW CHART

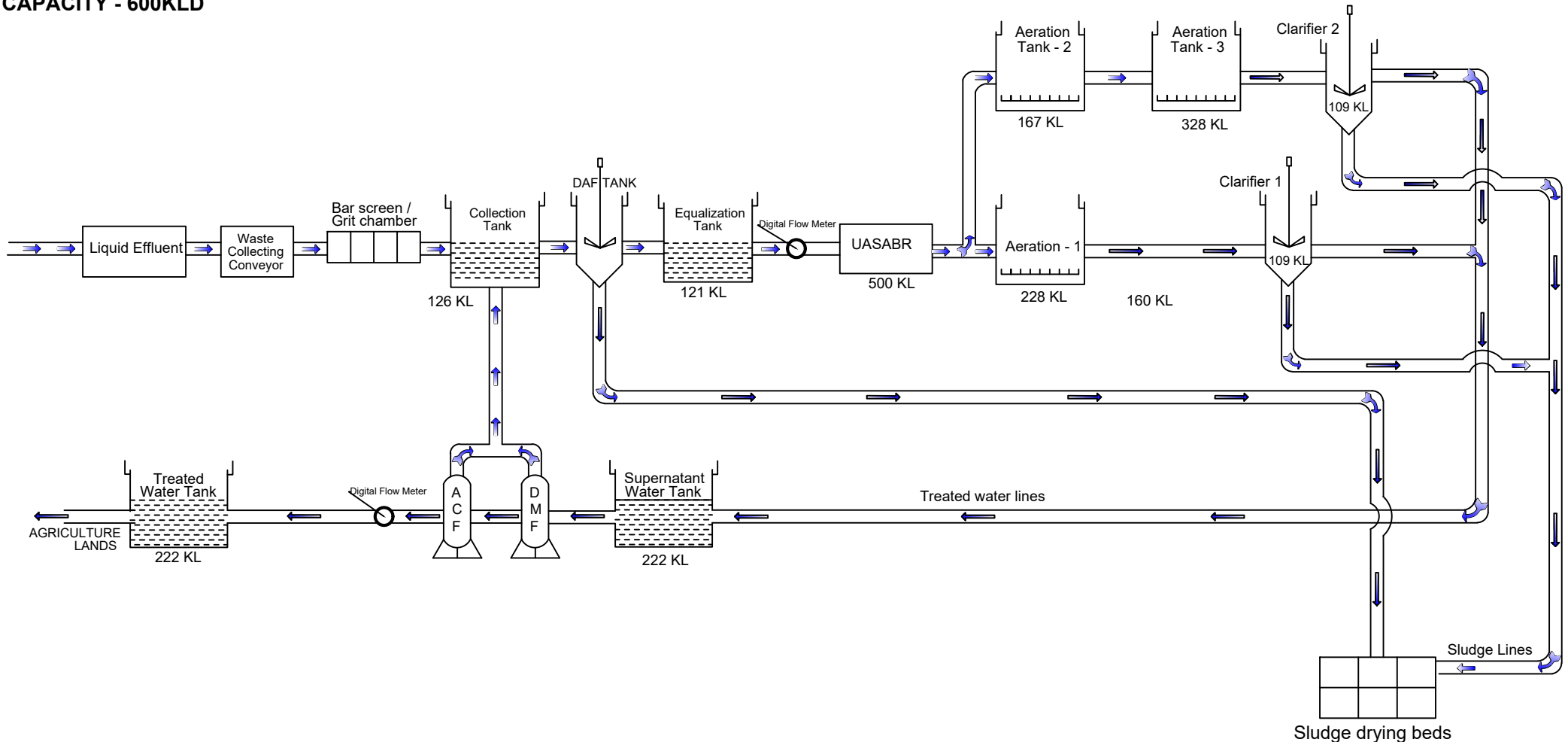
CAPACITY - 1000KLD



# AVANTI FROZEN FOODS PVT.LTD., PLANT Sy. NO. 342,360 & 362 Yerravaram (V), Yeleswaram mandal

## EFFLUENT TREATMENT WATER FLOW CHART

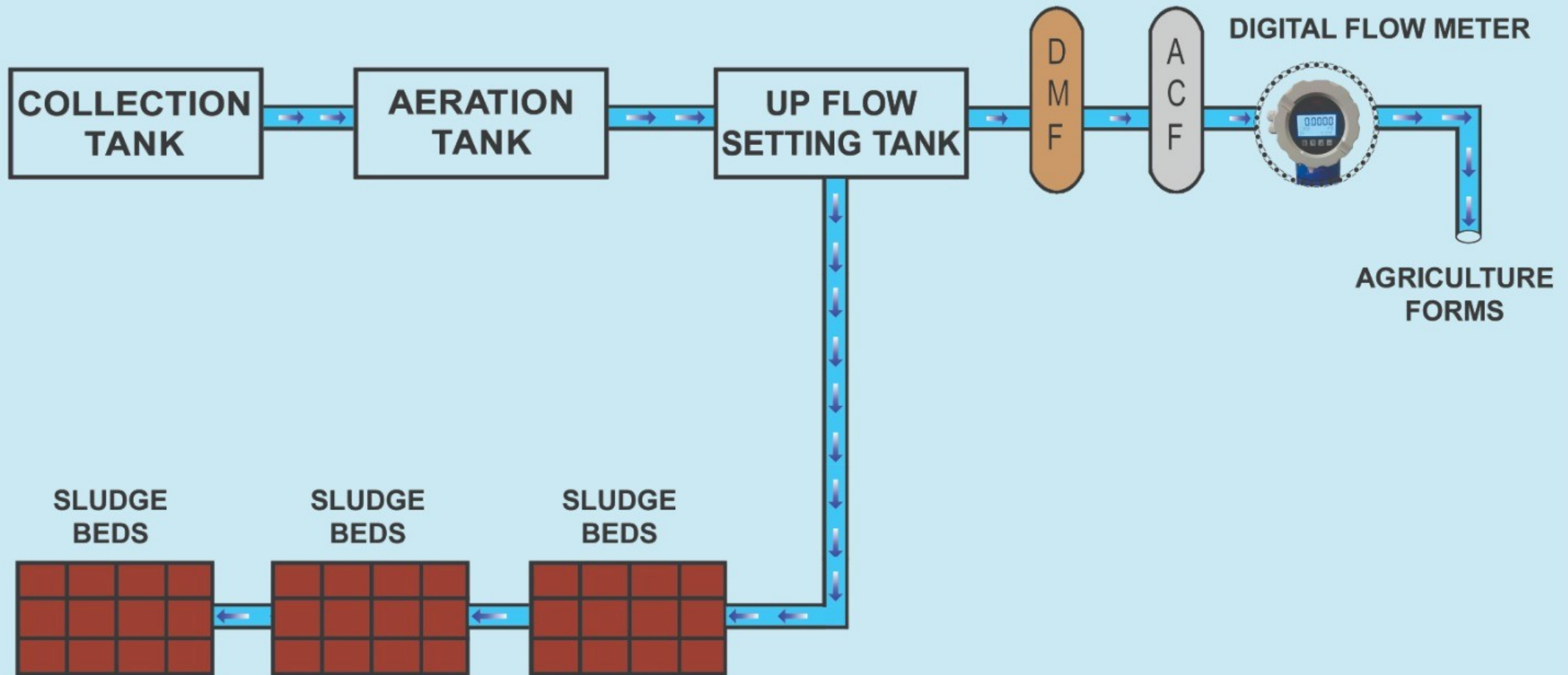
**CAPACITY - 600KLD**



# AVANTI FROZEN FOODS PVT. LTD.

PLANT AT : Sy. No. 342,360 & 362, Yerravaram Village, Yeleswaram Mandal,  
East Godavari District, A.P. India, 533437.

## STP FLOW CHART





**ANDHRA PRADESH POLLUTION CONTROL BOARD**  
**D.No. 33-26-14 D/2, Near Sunrise Hospital, Pushpa Hotel Centre,**  
**Chalamalavari Street, Kasturibaipet, Vijayawada – 520010.**

Website :www.appcb.ap.nic.in

**Circular No. 11 /APPCB/CFE/RO-ZO/HO/2014**

**Dt. 01.03.2019**

**Sub: APPCB – CFE – Revision of siting guidelines for establishment of certain Industries - Instructions issued – Reg.**

**Ref: Resolution No.172/2019 of 8th Board meeting held on 24.01.2019.**

\* \* \*

It is to inform that the Board had formulated guidelines for establishment of certain small scale industries about 20 years ago in order to

- i. mitigate the propagation of Air pollutants from the industry towards roads, human habitation around the site,
- ii. maintain safety zone between the industry and human habitation and
- iii. reduce the impact of the noise pollution on human habitation.

The State of Andhra Pradesh was bifurcated and the residual state of Andhra Pradesh was formed. The coastal districts of Andhra Pradesh are thickly populated and available land has been reduced and has become more precious. There is lot of up-gradation and development in the pollution control systems of the industries with latest technology to control the pollution generated from the industries more effectively.

The Commissioner of Industries & Commerce and Export Promotion vide Ir.dt. 12.10.2018 had also requested the Board to revise the existing siting guidelines for establishment of industries keeping in view of the latest pollution control equipment, treatment plants, solid waste disposal systems etc., since the revision has not been done for more than 20 years. The Commissioner of Industries forwarded the guidelines followed by other State PCBs and requested to relax the guidelines for stone crushers specifically as the number of rejections are more in this regard.

**Keeping in view of the above, in the reference cited, the Board resolved to revise siting guidelines for establishment of certain category of industries as following:**

- **These siting guidelines are applicable to the units with total investments upto Rs. 10.0 Crores.**
- **These siting guidelines are not applicable for the units proposed in the IEs/IDAs/Industrial Parks/ SEZ etc., and for expansion of the existing units.**

S.No	Guidelines
1.	<b>STONE CRUSHERS:</b>
a)	The distance between the boundary of the site and boundary of the <ol style="list-style-type: none"> <li>i) National Highway shall be 500m.</li> <li>ii) State High way, MDR and other roads shall be 100 m.</li> </ol>
b)	The distance between the boundary of the site and human habitation, educational institutions and religious places shall not be less than 500 m.
c)	Preferably located near the quarries.
d)	Minimum area of land required – 3 acres.
e)	Greenbelt of width 5 m shall be developed along the boundary of the land, with atleast three rows of tall growing plants such as Conocarpus (Dubai plants) etc., to act as a barrier to mitigate dust pollution. A barricade with steel sheets shall be provided between the Crusher area and the green belt. The height of the barricade shall be 1.0 metre above the highest point of the stone crusher / conveyor belt.

2. DAIRY UNITS ( except chilling units):																
a)	<p>The width of buffer zone to be maintained from the Road Land Boundary to the industry shed shall be as following:</p> <table border="1"> <thead> <tr> <th>S. No.</th> <th>Category</th> <th>National Highways</th> <th>State Highways</th> <th>MDR / Village Roads</th> </tr> </thead> <tbody> <tr> <td>1</td> <td>Red (integrated)</td> <td>50 m</td> <td>40 m</td> <td>20 m</td> </tr> <tr> <td>2</td> <td>Orange (small scale)</td> <td>25 m</td> <td>20 m</td> <td>10 m</td> </tr> </tbody> </table> <p>➤ The buffer zone shall be permitted to utilise for the following:</p> <ul style="list-style-type: none"> <li>i) Vehicle parking.</li> <li>ii) Administrative building and security office.</li> <li>iii) Green belt.</li> <li>iv) Electrical Substation / transformers.</li> <li>v) Fuel Station.</li> <li>vi) Water supply sumps and</li> <li>vii) Other non-industrial activities.</li> </ul>	S. No.	Category	National Highways	State Highways	MDR / Village Roads	1	Red (integrated)	50 m	40 m	20 m	2	Orange (small scale)	25 m	20 m	10 m
S. No.	Category	National Highways	State Highways	MDR / Village Roads												
1	Red (integrated)	50 m	40 m	20 m												
2	Orange (small scale)	25 m	20 m	10 m												
b)	The distance between the boundary of the site and human habitation, educational institutions and religious places shall not be less than 300 m.															
c)	<p>Area of the green belt shall be @ one acre to dispose 10 KLD of treated waste water, in addition to the built-up area.</p> <p>(OR)</p> <p>The industry can discharge the treated effluents into surrounding fields, after submitting the NOC from the farmers to the Board.</p>															
d)	<ul style="list-style-type: none"> <li>• New Dairy units shall install bag filters as the control equipment for the boiler(s), if the distance between the boundary of the site and human habitation, educational institutions and religious places is less than 500 m.</li> <li>• If, the distance between the boundary of the site of the new Dairy units and human habitation, educational institutions and religious places is equal to or more than 500 m, cyclone / multi-cyclones are sufficient as the control equipment for the boiler(s).</li> <li>• If the fuel for the boiler is oil such as diesel, pollution control equipment is not required. Required stack height shall be provided.</li> </ul>															

3. PULVERIZING UNITS:									
a)	<p>The width of buffer zone to be maintained from the Road Land Boundary to the industry shed shall be as following:</p> <table border="1"> <thead> <tr> <th>Category</th> <th>National Highways</th> <th>State Highways</th> <th>MDR / Village Roads</th> </tr> </thead> <tbody> <tr> <td>Orange</td> <td>25 m</td> <td>20 m</td> <td>10 m</td> </tr> </tbody> </table> <p>➤ The buffer zone shall be permitted to utilise for the following:</p> <ul style="list-style-type: none"> <li>i) Vehicle parking.</li> <li>ii) Administrative building and security office.</li> <li>iii) Green belt.</li> </ul>	Category	National Highways	State Highways	MDR / Village Roads	Orange	25 m	20 m	10 m
Category	National Highways	State Highways	MDR / Village Roads						
Orange	25 m	20 m	10 m						

	<ul style="list-style-type: none"> <li>iv) Electrical Substation / transformers.</li> <li>v) Fuel Station.</li> <li>vi) Water supply sumps and</li> <li>vii) Other non-industrial activities.</li> </ul>
b)	The minimum distance between the boundary of the site and human habitation shall be 300 m.
c)	Minimum area of the site shall be Ac. 1.5.
d)	Greenbelt shall be developed along the boundary of the land, with atleast two rows of tall growing plants such as Conocarpus (Dubai plants) etc., to act as a barrier to mitigate dust pollution.
e)	Bag filter has to be provided for the pulverizer.

4.	<b>PARBOILED RICE MILL:</b>															
a)	<p>The width of buffer zone to be maintained from the Road Land Boundary to the industry shed shall be as following:</p> <table border="1"> <thead> <tr> <th>S. No.</th> <th>Category</th> <th>National Highways</th> <th>State Highways</th> <th>MDR / Village Roads</th> </tr> </thead> <tbody> <tr> <td>1</td> <td>Red (wastewater generation &gt; 100 KLD or fuel consumption &gt; 12 MTD or both )</td> <td>50 m</td> <td>40 m</td> <td>20 m</td> </tr> <tr> <td>2</td> <td>Orange (wastewater generation ≤ 100 KLD or fuel consumption ≤ 12 MTD or both )</td> <td>25 m</td> <td>20 m</td> <td>10 m</td> </tr> </tbody> </table> <p>➤ The buffer zone shall be permitted to utilise for the following:</p> <ul style="list-style-type: none"> <li>i) Vehicle parking.</li> <li>ii) Administrative building and security office.</li> <li>iii) Green belt.</li> <li>iv) Electrical Substation / transformers.</li> <li>v) Fuel Station.</li> <li>vi) Water supply sumps and</li> <li>vii) Other non-industrial activities.</li> </ul>	S. No.	Category	National Highways	State Highways	MDR / Village Roads	1	Red (wastewater generation > 100 KLD or fuel consumption > 12 MTD or both )	50 m	40 m	20 m	2	Orange (wastewater generation ≤ 100 KLD or fuel consumption ≤ 12 MTD or both )	25 m	20 m	10 m
S. No.	Category	National Highways	State Highways	MDR / Village Roads												
1	Red (wastewater generation > 100 KLD or fuel consumption > 12 MTD or both )	50 m	40 m	20 m												
2	Orange (wastewater generation ≤ 100 KLD or fuel consumption ≤ 12 MTD or both )	25 m	20 m	10 m												
b)	The distance between the boundary of the site and human habitation, educational institutions and religious places shall not be less than 300 m.															
c)	The new units shall not be located in the catchment area of drinking water source.															
d)	<p>Area of the green belt shall be @ one acre to dispose 10 KLD of treated waste water, in addition to the built-up area.</p> <p>(or)</p> <p>The industry can discharge the treated effluents into surrounding fields, after submitting the NOC from the farmers to the Board.</p>															
e)	Greenbelt shall be developed along the boundary of the land, with atleast two rows of tall growing plants such as Conocarpus (Dubai plants) etc., to act as a barrier to mitigate dust pollution.															
f)	Rice Husk / Boiler ash shall be stored in a separate closed sheds in one of the corners of the site, away from habitation, educational institutions and religious places and roads.															
g)	Bag filter shall be provided to the Boiler. If the fuel for the boiler is oil such as diesel, pollution control equipment is not required. Required stack height shall be provided.															

5. CEMENT GRINDING UNITS:									
a)	<p>The width of buffer zone to be maintained from the Road Land Boundary to the industry shed shall be as following:</p> <table border="1"> <thead> <tr> <th>Category</th> <th>National Highways</th> <th>State Highways</th> <th>MDR / Village Roads</th> </tr> </thead> <tbody> <tr> <td>Orange (Total investment upto Rs. 10 Crores)</td> <td>25 m</td> <td>20 m</td> <td>10 m</td> </tr> </tbody> </table> <p>➤ The buffer zone shall be permitted to utilise for the following:</p> <ul style="list-style-type: none"> <li>i) Vehicle parking.</li> <li>ii) Administrative building and security office.</li> <li>iii) Green belt.</li> <li>iv) Electrical Substation / transformers.</li> <li>v) Fuel Station.</li> <li>vi) Water supply sumps and</li> <li>vii) Other non-industrial activities.</li> </ul>	Category	National Highways	State Highways	MDR / Village Roads	Orange (Total investment upto Rs. 10 Crores)	25 m	20 m	10 m
Category	National Highways	State Highways	MDR / Village Roads						
Orange (Total investment upto Rs. 10 Crores)	25 m	20 m	10 m						
b)	The distance between the boundary of the site and human habitation, educational institutions and religious places shall not be less than 300 m.								
c)	Minimum area of the site shall be Ac. 1.5.								
d)	Greenbelt shall be developed along the boundary of the land, with atleast two rows of tall growing plants such as Conocarpus (Dubai plants) etc., to act as a barrier to mitigate dust pollution.								
e)	Bag filter for grinding unit and cement silo shall be provided.								

6. TYRE PYROLYSIS UNITS:									
a)	<p>The width of buffer zone to be maintained from the Road Land Boundary to the industry shed shall be as following:</p> <table border="1"> <thead> <tr> <th>Category</th> <th>National Highways</th> <th>State Highways</th> <th>MDR / Village Roads</th> </tr> </thead> <tbody> <tr> <td>Red</td> <td>50 m</td> <td>40 m</td> <td>20 m</td> </tr> </tbody> </table> <p>➤ The buffer zone shall be permitted to utilise for the following:</p> <ul style="list-style-type: none"> <li>i) Vehicle parking.</li> <li>ii) Administrative building and security office.</li> <li>iii) Green belt.</li> <li>iv) Electrical Substation / transformers.</li> <li>v) Fuel Station.</li> <li>vi) Water supply sumps and</li> <li>vii) Other non-industrial activities.</li> </ul>	Category	National Highways	State Highways	MDR / Village Roads	Red	50 m	40 m	20 m
Category	National Highways	State Highways	MDR / Village Roads						
Red	50 m	40 m	20 m						
b)	Shall be located atleast 500 m away from habitations.								
c)	Burners shall be installed to flare up excess non condensable gases with safety arrangements.								
d)	Air pollution control equipment shall be provided to control the flue gas emissions generated during the heating of the Pyrolysis reactor.								
e)	No further distillation of oil shall be carried out.								
f)	The by-products, carbon black shall be collected properly and stored in closed shed without causing any spillages before selling to outside parties.								

<b>7.</b>	<b>SOLVENT RECOVERY UNITS:</b>
a)	The solvent recovery units shall be installed in Industrial Estates / industrial parks / IDAs / SEZs.
b)	The solvent recovery units shall dispose the inorganic hazardous waste to TSDF for land filling and organic residue to TSDF for incineration / cement plants for co-processing.
c)	The solvent drums shall be kept on concrete platform only with covered roof. The platform shall be provided with sufficient dyke wall with leachate collection system.
d)	All the solvent storage tanks shall be provided with vent condensers to prevent solvent vapour.
e)	Transfer of solvents shall be done by using pumps only instead of manual handling.
f)	Proper earthing shall be provided in all the electrical equipment wherever solvent handling is done.

All are instructed to follow the above guidelines while processing the applications received from the project proponents.

  
1.3.19  
CHAIRMAN

To

All the Zonal Officers & Regional Officers,  
The Unit Heads I to IV, Head Office for information and necessary action.

**GOVERNMENT OF ANDHRA PRADESH**  
**WATER RESOURCES DEPARTMENT**


**REPORT ON OA NO: 209/2025 IN NATIONAL GREEN TRIBUNAL:**

<b>Subject:</b>	OA No: 209/2025-National Green Tribunal-Filed by Sri Matta Chinni, Resident of Yarravaram, Yeleswaram (M)- Prevention of Water and Air pollution evaluated from Avanti Frozen Foods Private Limited, Yerravaram Village 533435 Yeleswaram Mandal, Kakinada District Save Fundamental Rights of peoples health of Yelleswaram, Kirlampudi, Jaggampeta and Prathipadu mandals - Report submitted-regarding.
-----------------	-----------------------------------------------------------------------------------------------------------------------------------------------------------------------------------------------------------------------------------------------------------------------------------------------------------------------------------------------------------------------------------------------------------

In the OA No: 209/2025, Sri Matta Chinni, R/o of Yarravaram in Yeleswaram (M) filed petition that Avanti Frozen Foods Private Limited, Yerravaram Village- Yeleswaram Mandal, Kakinada District without taking any precautionary measurements like sending the waste water to separate canal which is not utilized by anyone, as the said waste water is sending in to the canals of River called Janjanavathi River and Yeleswaram Dam water which chemical water is mixing with the canal water, which water is drinking by the people which is causing hazardous to the lives of the people, fatties and all living things in the river.

In this connection, on 05-08-2025 the Joint Committee along with the officials of Revenue, Irrigation, Ground water department & Scientific staff of A.P Pollution control board along with Scientist 'E' of Regional Directorate, Chennai conducted inspection of the industry Avanti Frozen Foods Private Limited, Yarravaram village of Kakinada district and following facts are observed.

In the field inspection, It is found that the Yeleru Reservoir is on the upstream side of Avanti Frozen Foods Private Limited which is at distance of about 7.1KM and hence Discharging of water into the river on the upstream side of Yeleru dam is not feasible and not found. During the Joint committee inspection in the presence of petitioner, it was not found the discharging of the any waste water in to the "Yerravaram Calava" on the downstream side of Yeleru dam which flowing nearby M/S Avanti Frozen Foods Private Limited.

  
Deputy Executive Engineer,  
Y.I Sub Division, Samalkot,  
Water Resources Department.



**GOVERNMENT OF ANDHRA PRADESH**  
**GROUND WATER & WATER AUDIT DEPARTMENT**  
**BRIEF NOTE ON GROUND WATER INVESTIGATIONS CARRIED IN AND AROUND THE**  
**PREMISES OF M/s AVANTHI FROZEN FOODS PRIVATE LIMITED AT YARRAVARAM**  
**VILLAGE, YELESWARAM MANDAL KAKINADA DISTRICT**

The joint inspection conducted on Dt: 05.08.2025 with line department of RDO, Peddapuram, Irrigation department, Andhra Pradesh Pollution Control Boards and National Green Tribunal Southern Zone, Chennai officials at the premises of M/s Avanti Frozen foods Pvt.Ltd, Yarravaram Village Yeleswaram Mandal. The ground water investigations carried in and around the premises of M/s Avanti Frozen foods Pvt.Ltd, Yarravaram Village Yeleswaram Mandal. The site located due north East of village at 900m distance occupies. The prime sources of ground water recharge is from natural precipitation is command under the influence zone of river Eleru and its canal Network. Pushkara lift canal and Pushkara left main canal are flowing due south at 600m distance from the premises of M/s Avanti Frozen foods Pvt.Ltd. Agriculture mainly depends on surface canal system like Paddy around the premises of M/s Avanti Frozen foods Pvt.Ltd.,. The area is underlain by Alluvium of Sub recent to recent period of Geological Time scale. The underlain formation is of unconsolidated in nature and comprises of sand and clay zones possesses with good potential aquifer zones.

**Field Observations:**

During field investigations, 6 wells are existed in the premises which are drilled from 30m to 33m depth deployed with 7 HP and 7.5 HP submersible pumps. Two wells are being used for industrial needs and three wells are being used for agricultural needs. One piezometer well was established for continuous water level monitoring in the premises.

The ground water department has been established piezometer in Yarravaram village. That piezometer is located at 1.3km due North East side and is on the upstream side of river Eleru from the premises of M/s Avanti Frozen foods Pvt.Ltd.

Water samples are collected for assessment of groundwater quality and the analytical data of various parameters of water samples are attached below.

The analytical data of various parameters of Piezometer in Yarravaram village is given below table.

PH	Elec. Cond. @25°C	Total.Diss. Solids	Carbonate as CaCO <sub>3</sub>	BiCarbonate as CaCO <sub>3</sub>	Chloride	Fluoride	Sulphate	Nitrate	Sodium	Pottasium	Calcium	Magnesium	Tot.Hardne ss as CaCO <sub>3</sub>	Sodium Percentage (Na%)	Sodium Absorption Ratio(SAR)	Residual Sodium Carbonate (RSC)
	EC	TDS			Cl <sup>-</sup>	F <sup>-</sup>	SO <sub>4</sub> <sup>2-</sup>	NO <sub>3</sub> <sup>-</sup>	Na <sup>+</sup>	K <sup>+</sup>	Ca <sup>+</sup>	Mg <sup>+</sup>	TH			
	µS/ cm	mg/l	mg /l	mg /l	mg /l	mg /l	mg/l	mg/l	mg/l	mg /l	mg /l	mg/l	mg /l			
7.69	146 8	940	0	208	220	NA	98	10.6 5	NA	NA	16	102. 1	460	-	-	-5.039

**Conclusions:**

Keeping in view of the above field observations conducted, the analytical data of ground water samples and based on the historical data available in the department, it is concluded that THERE IS NO NEGITIVE IMPACT ON GROUND WATER REGIME in and around the premises of M/s Avanti Frozen foods Pvt.Ltd, Yarravaram Village Yeleswaram Mandal.

District Ground Water officer

Ground Water & Water Audit Dept.  
Kakinada, Kakinada Dist., A.P.



ANDHRA PRADESH POLLUTION CONTROL BOARD  
ZONAL LABORATORY - VISAKHAPATNAM  
39-33-20/4/1, Madhavadhara VUDA Colony,  
Visakhapatnam - 530018. Ph : 0891 - 2719380/481



Form No: APPCB/ZL/VSP/IC17.8/FM38

**ANALYSIS REPORT**

Report No : VSP202508-114 to 119

Customer Name : Environmental Engineer, APPCB, Regional Office, Kakinada

Sample source /Address : M/s Avanti Frozen Foods Private Limited,  
R.Sy.No.342,349,360,362, Yerravaram (V),  
Yeleswaram (M), Kakinada District

Sample Code No. : Sample description

VSP202508-114 : Borewell water (Agricultural use) collected behind Bus Shed

VSP202508-115 : Borewell water (Agricultural use) collected behind Boys Hostel

VSP202508-116 : Borewell water (Agricultural use) collected at main Sub-station

VSP202508-117 : Borewell water (Industrial use) collected behind new Ladies Hostel

VSP202508-118 : Borewell water (Industrial use) collected behind old Ladies Hostel

VSP202508-119 : Piezo well water collected near ETP area

Sample collected on : 05.08.2025 Sample received on : 06.08.2025

Sample collected by : Joint inspection team comprising of RDO, Peddapuram, Smt. Sowmya, Scientist 'E', CPCB, Chennai,  
Ground water Department, Irrigation Department & APPCB Officials

Purpose of sampling : In connection with Hon'ble NGT O.A. 209/2025 as O.A. No.120 of 2025 (SZ).

Sample quantity : 1 Litre in Plastic Cars Sample Conditions : Fit for analysis

Report issued on : 18.08.2025 Page No : 1 of 1

It is to certify that the aforementioned samples were analyzed from 06.08.2025 to 18.08.2025 and declare the analysis results as follows:

S. No.	Parameter	Unit	SAMPLE CODE					Test Method [APHA (24 <sup>th</sup> Edition)]	
			114	115	116	117	118		119
			Result						
1.	pH @ 25°C	--	7.11	7.27	6.91	7.10	7.08	6.96	4500-H+B
2.	Conductivity	µS/cm	1281	1622	2380	1397	2060	1958	2510-B
3.	Total Dissolved Solids (at 180°C)	mg/L	844	1072	1562	924	1356	1288	2540-C
4.	Chloride (as Cl)	mg/L	222	322	544	262	486	468	4500-Cl-B
5.	Total Hardness (as CaCO <sub>3</sub> )	mg/L	500	588	800	500	700	560	2340-C
6.	Total Alkalinity (as CaCO <sub>3</sub> )	mg/L	460	504	568	472	476	440	2320-B
7.	Ortho Phosphate (as PO <sub>4</sub> <sup>3-</sup> )	mg/L	<0.04	<0.04	0.27	<0.04	<0.04	<0.04	4500-PD
8.	Sulphate (as SO <sub>4</sub> <sup>2-</sup> )	mg/L	26.2	38.6	48.5	30.4	42.3	43.3	4500-SO <sub>4</sub> <sup>2-</sup> -E
9.	Fluoride (as F)	mg/L	0.41	0.36	<0.2	<0.2	0.27	<0.2	4500-F-B&D
10.	Nitrate (as NO <sub>3</sub> )	mg/L	29.30	22.53	31.78	22.53	43.38	27.22	4500-NO <sub>3</sub> -B
11.	Nitrite Nitrogen (as NO <sub>2</sub> -N)	mg/L	<0.02	<0.02	0.25	<0.02	0.02	0.02	4500-NO <sub>2</sub> -B
12.	Ammonical Nitrogen (as NH <sub>3</sub> -N)	mg/L	<0.4	<0.4	<0.4	<0.4	<0.4	<0.4	4500-NH <sub>3</sub> -F
13.	Calcium Hardness (as CaCO <sub>3</sub> )	mg/L	284	300	472	260	156	212	3500-Ca-B
14.	Magnesium Hardness (as CaCO <sub>3</sub> )	mg/L	216	288	328	240	544	348	3500-Mg-B
15.	Sodium (as Na)	mg/L	118	151	260	141	204	232	3500-Na-B
16.	Potassium (as K)	mg/L	2.20	3.34	2.15	2.71	1.95	1.64	3500-K-B

Note: 1. Result is related to sample as received and tested.  
2. This report shall not be reproduced except in full without the prior approval of Laboratory.

Authorized Signatory

(M. SREE RANJANI)  
STATE BOARD ANALYST  
Senior Environmental Scientist  
Zonal Laboratory, Visakhapatnam

\*\*\* END OF THE REPORT \*\*\*

**BEFORE THE HON'BLE NATIONAL GREEN TRIBUNAL  
SOUTHERN ZONE BENCH, CHENNAI**

**ORIGINAL APPLICATION NO. 120 OF 2025 (SZ)**  
*[EARLIER ORIGINAL APPLICATION NO. 209 OF 2025 (PB)]*

**IN THE MATTER OF:**

Malta Chinni  
Kakinada District

..... Applicant(s)

Versus

Central Pollution Control Board (CPCB)  
Through its Member Secretary  
New Delhi and Ors.

..... Respondent(s)

**REPLY ON BEHALF OF RESPONDENT NO. 1,**  
**CENTRAL POLLUTION CONTROL BOARD (CPCB)**

M/s.R.THIRUNAVUKARASU  
Counsel For the 1<sup>st</sup> Respondent  
CPCB  
M-9444012986